

Traffic Report

Sites:S/N 0186-13 Wrexham Rd, Nr Grosvenor Arms. MINI 300 "30" c/w Data

Dates:Sun Nov 1 2015 - Sun Nov 15 2015

Directions:Northbound

Vehicle Speed Classes (Mph)

	<15	15 20	20 25	25 30	30 35	35 40	40 45	45 50	50 55	55 60	60 65	65 70	>70	Total	85th Percentile
00:00	2	14	27	41	41	22	10	6	2	0	0	0	0	165	38.0
01:00	0	8	5	18	22	18	4	3	0	0	0	0	0	78	37.5
02:00	0	2	6	10	27	13	1	0	0	1	0	0	0	60	36.4
03:00	0	1	5	7	17	13	8	4	1	0	0	0	0	56	41.2
04:00	0	1	2	18	16	11	11	7	2	0	0	0	0	68	42.4
05:00	0	3	17	53	67	34	37	17	4	2	0	0	0	234	41.8
06:00	6	15	89	200	167	79	50	13	2	1	0	0	0	622	36.9
07:00	32	123	324	788	392	134	35	7	3	1	0	0	0	1839	32.4
08:00	56	192	490	1015	442	127	23	5	1	0	0	0	0	2351	31.2
09:00	23	91	285	558	361	123	29	6	1	0	0	0	0	1477	32.9
10:00	25	85	269	491	373	123	26	4	0	0	0	0	0	1396	32.7
11:00	24	84	284	492	348	111	20	5	0	0	0	0	0	1368	32.7
12:00	9	50	278	449	353	130	24	9	0	0	0	0	0	1302	33.3
13:00	15	62	233	458	359	114	24	2	0	0	0	0	0	1267	32.8
14:00	12	56	217	460	321	95	17	6	1	0	0	0	0	1185	32.6
15:00	14	82	269	476	303	102	21	1	1	0	0	0	0	1269	32.6
16:00	18	83	256	441	272	89	20	4	2	0	0	0	0	1185	32.6
17:00	18	85	260	460	265	76	12	3	0	0	0	0	0	1179	31.7
18:00	8	58	180	368	255	73	17	4	0	0	0	0	0	963	32.8
19:00	6	31	102	306	180	73	19	1	2	0	0	0	0	720	33.4
20:00	0	25	98	198	121	54	13	1	0	0	0	0	0	510	33.2
21:00	1	19	94	162	101	46	8	3	2	0	0	0	0	436	33.4
22:00	3	15	81	138	85	35	9	3	0	0	0	0	0	369	33.3
23:00	3	11	42	76	64	21	5	6	0	1	0	0	0	229	33.9
AM Total	168	619	1803	3691	2273	808	254	77	16	5	0	0	0		
PM Total	107	577	2110	3992	2679	908	189	43	8	1	0	0	0		
Total	275	1196	3913	7683	4952	1716	443	120	24	6	0	0	0		
Percent	1.35%	5.88%	19.25%	37.80%	24.36%	8.44%	2.18%	0.59%	0.12%	0.03%	0.00%	0.00%	0.00%		

Total Vehicles : 20328

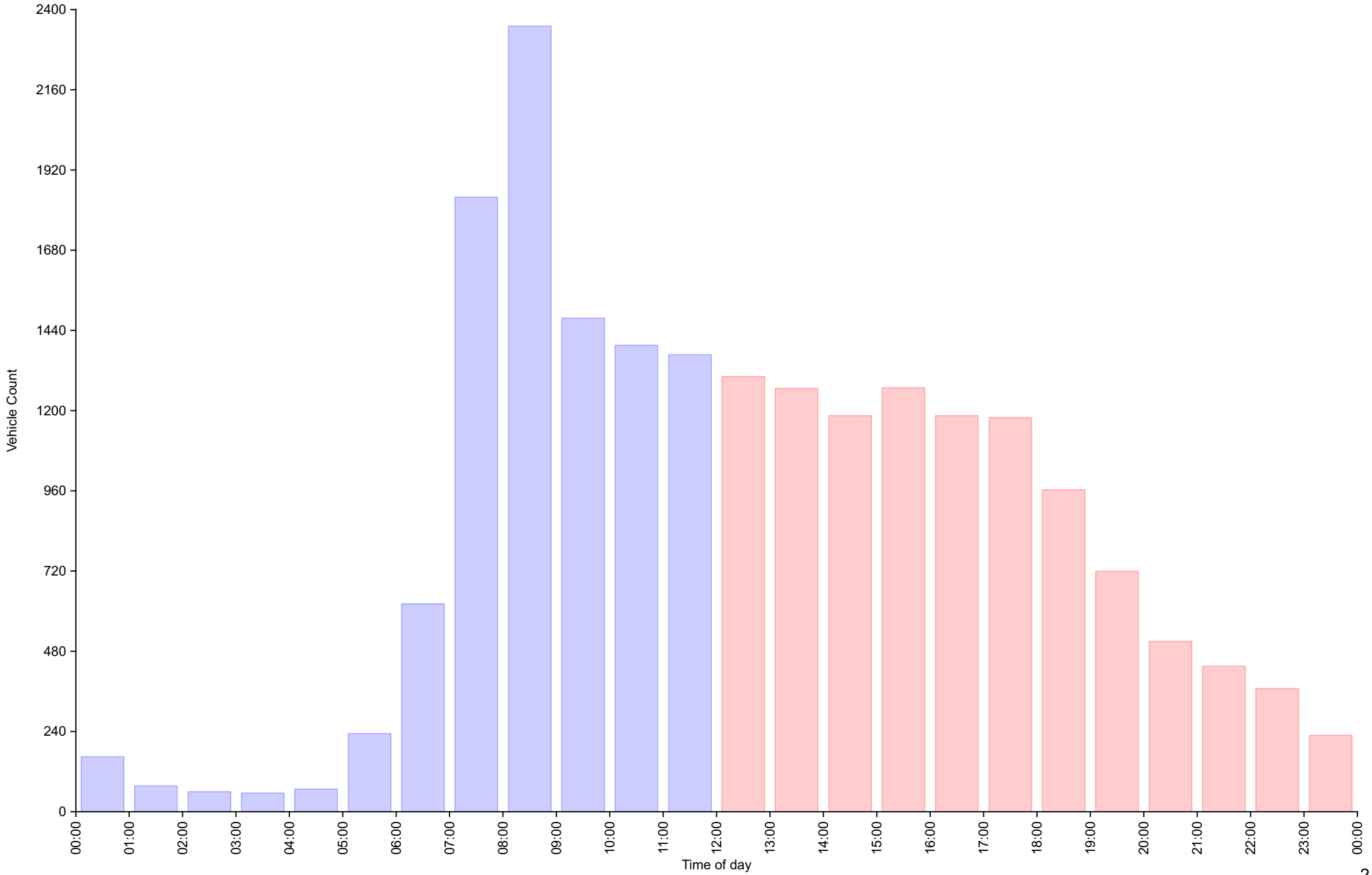
30th Percentile : 24.5 MPH
 50th Percentile : 27.1 MPH
 85th Percentile : 32.9 MPH
 95th Percentile : 37.1 MPH

Average Speed : 27.8 MPH
 Highest Speed : 59.0 MPH

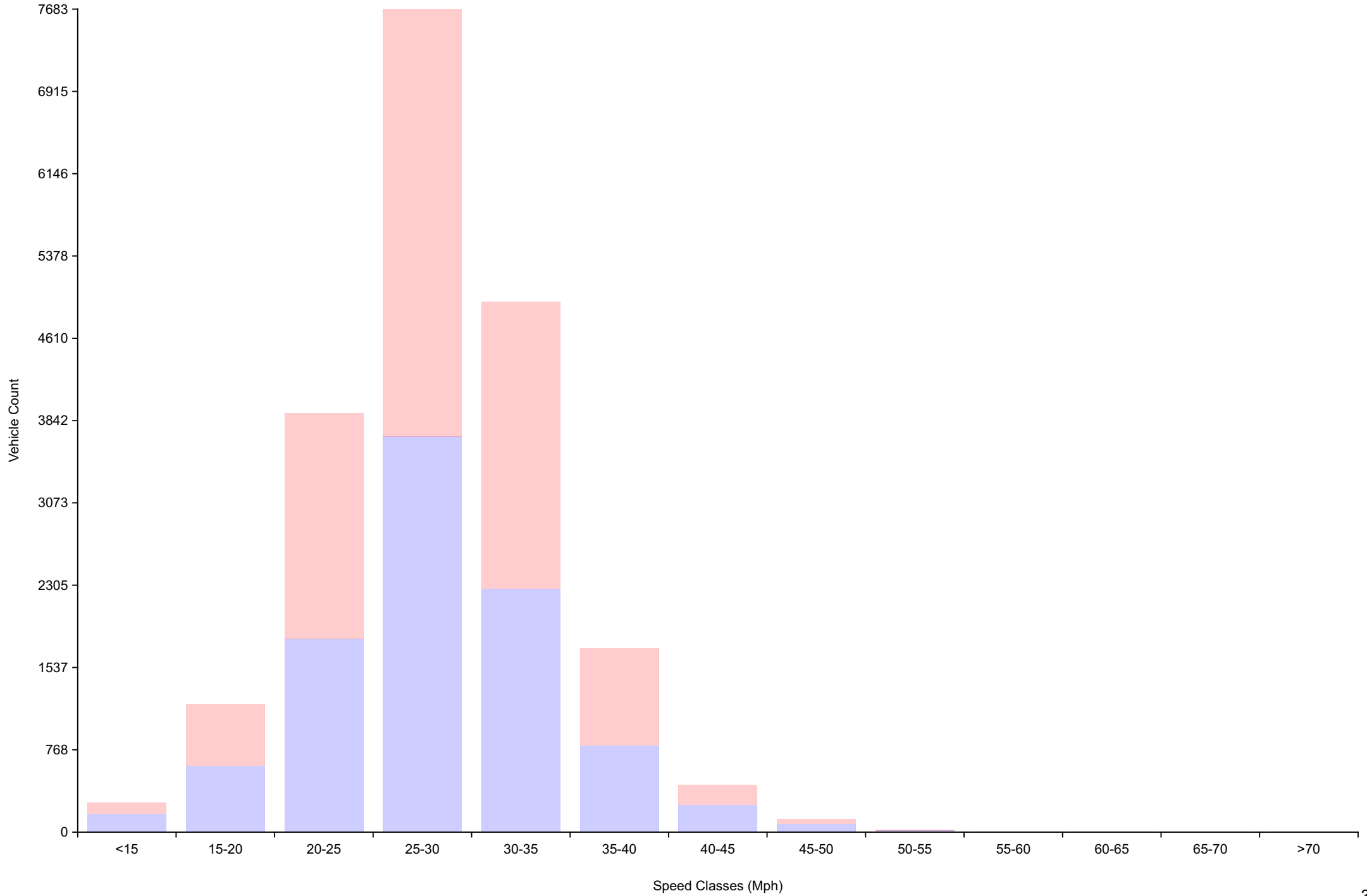
Total Over Speed Limit : 30.2 % (6133 / 20328)

Vehicle Counts By Hour

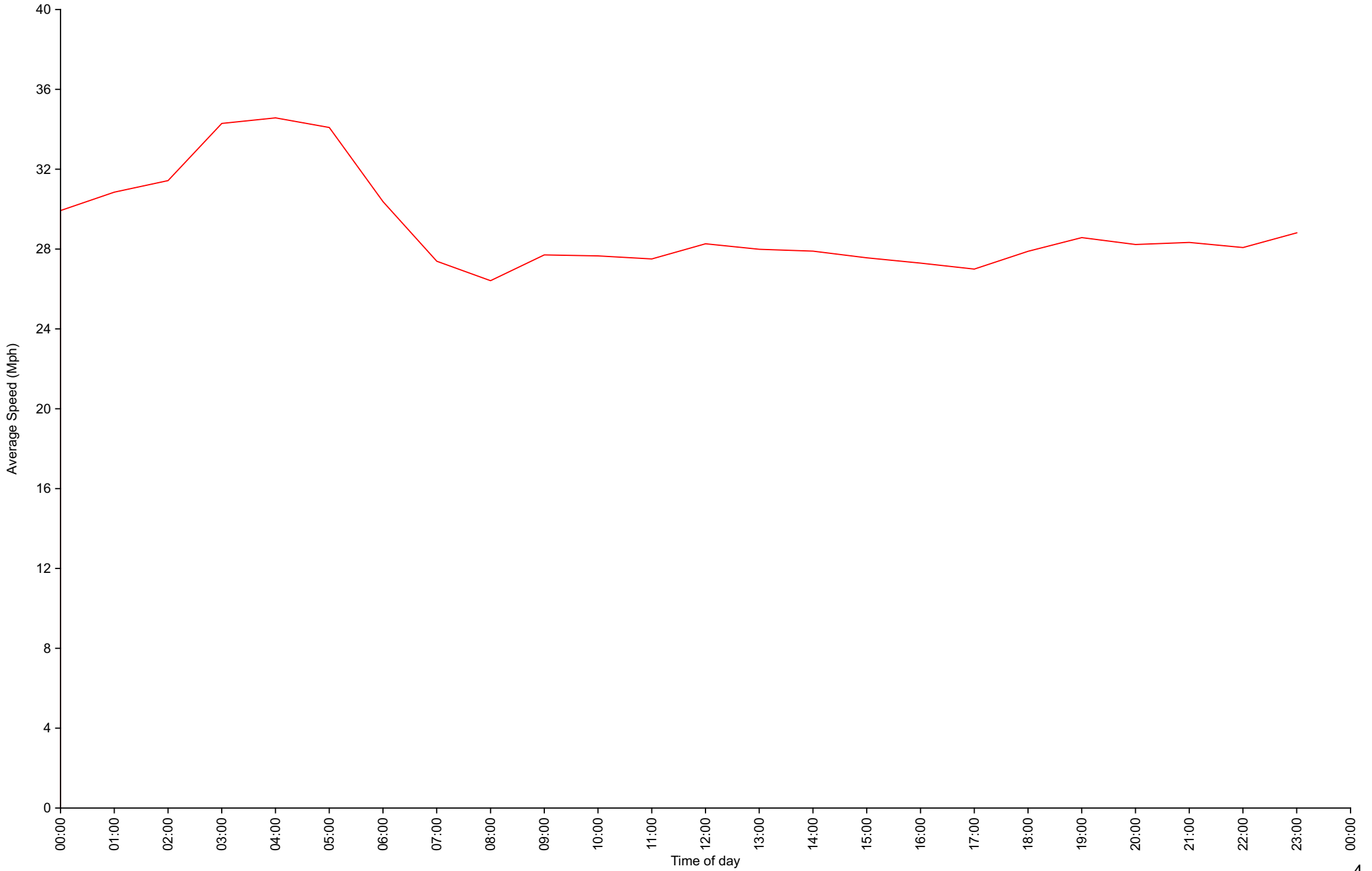
(60 Minute Resolution)



Vehicle Counts By Speed Class



Average Speed By Hour (60 Minute Resolution)



Cumulative Speed Distribution Curve

