

Traffic Report

Sites:S/N 0185-13 Wrexham Rd, Chester Side, MINI300 "30" c/w Data

Dates:Fri Jan 1 2016 - Fri Jan 15 2016

Directions:Southbound

Vehicle Speed Classes (Mph)

	<15	15 20	20 25	25 30	30 35	35 40	40 45	45 50	50 55	55 60	60 65	65 70	>70	Total	85th Percentile
00:00	0	0	7	35	37	32	19	11	5	0	0	0	0	146	42.5
01:00	0	0	4	22	27	19	9	9	5	1	0	0	0	96	43.4
02:00	0	1	1	12	16	10	5	5	1	0	0	0	0	51	43.2
03:00	0	0	1	9	7	4	9	6	7	0	0	0	1	44	50.4
04:00	0	1	0	8	11	6	16	10	3	0	0	0	0	55	45.5
05:00	1	0	0	14	16	28	12	7	12	0	0	0	0	90	46.5
06:00	2	2	18	65	57	53	27	19	7	1	0	0	0	251	41.9
07:00	4	5	38	152	149	91	38	20	8	2	1	0	0	508	38.6
08:00	4	11	83	266	259	147	83	30	4	2	0	0	0	889	38.5
09:00	10	8	135	281	255	164	82	38	14	3	1	0	0	991	38.7
10:00	5	12	94	299	273	136	65	26	7	0	0	0	0	917	36.9
11:00	25	24	152	377	317	146	83	19	7	1	1	0	0	1152	36.4
12:00	9	28	197	461	374	230	90	27	4	2	0	0	0	1422	36.6
13:00	11	35	212	458	367	219	132	31	10	0	0	1	0	1476	37.5
14:00	6	26	239	506	420	218	103	21	11	2	0	0	0	1552	36.6
15:00	14	31	276	555	444	215	137	45	6	2	0	0	0	1725	37.1
16:00	11	53	345	678	514	254	128	31	7	1	0	0	0	2022	36.1
17:00	27	31	358	837	547	259	123	36	6	3	0	0	0	2227	35.5
18:00	11	32	209	508	406	221	126	40	4	2	1	1	1	1562	37.4
19:00	5	14	125	285	266	133	76	26	8	3	3	0	0	944	38.1
20:00	4	8	61	222	172	108	64	28	8	2	1	0	0	678	39.1
21:00	0	4	41	155	152	65	45	20	6	1	0	0	0	489	38.8
22:00	0	8	37	112	114	65	30	17	3	1	1	0	1	389	38.5
23:00	1	7	33	85	66	45	33	13	5	1	0	0	0	289	40.7
AM Total	51	64	533	1540	1424	836	448	200	80	10	3	0	1		
PM Total	99	277	2133	4862	3842	2032	1087	335	78	20	6	2	2		
Total	150	341	2666	6402	5266	2868	1535	535	158	30	9	2	3		
Percent	0.75%	1.71%	13.35%	32.07%	26.38%	14.37%	7.69%	2.68%	0.79%	0.15%	0.05%	0.01%	0.02%		

Total Vehicles : 19965

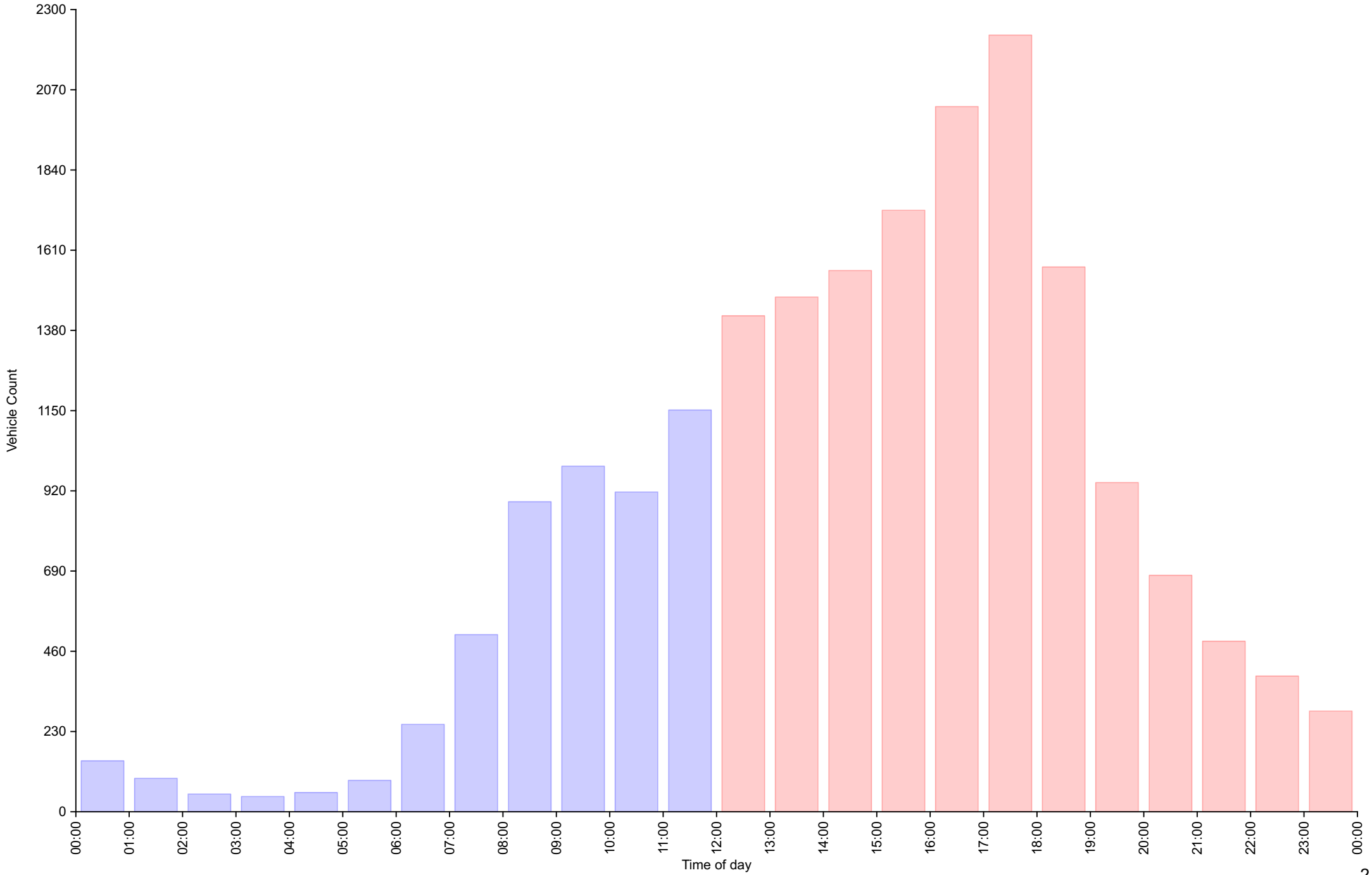
30th Percentile : 26.6 MPH
 50th Percentile : 29.3 MPH
 85th Percentile : 37.5 MPH
 95th Percentile : 42.9 MPH

Average Speed : 30.8 MPH
 Highest Speed : 80.0 MPH

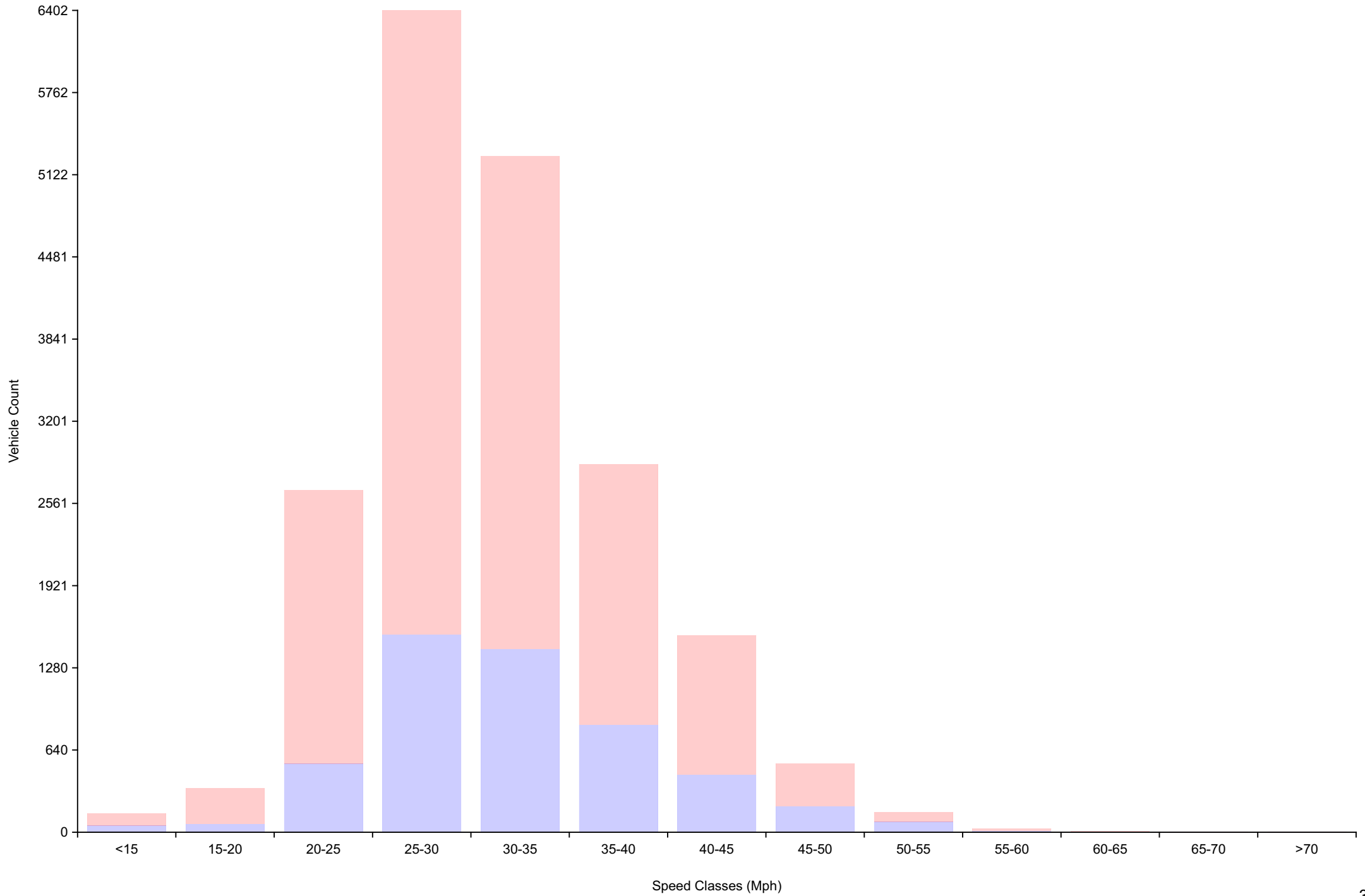
Total Over Speed Limit : 46.9 % (9356 / 19965)

Vehicle Counts By Hour

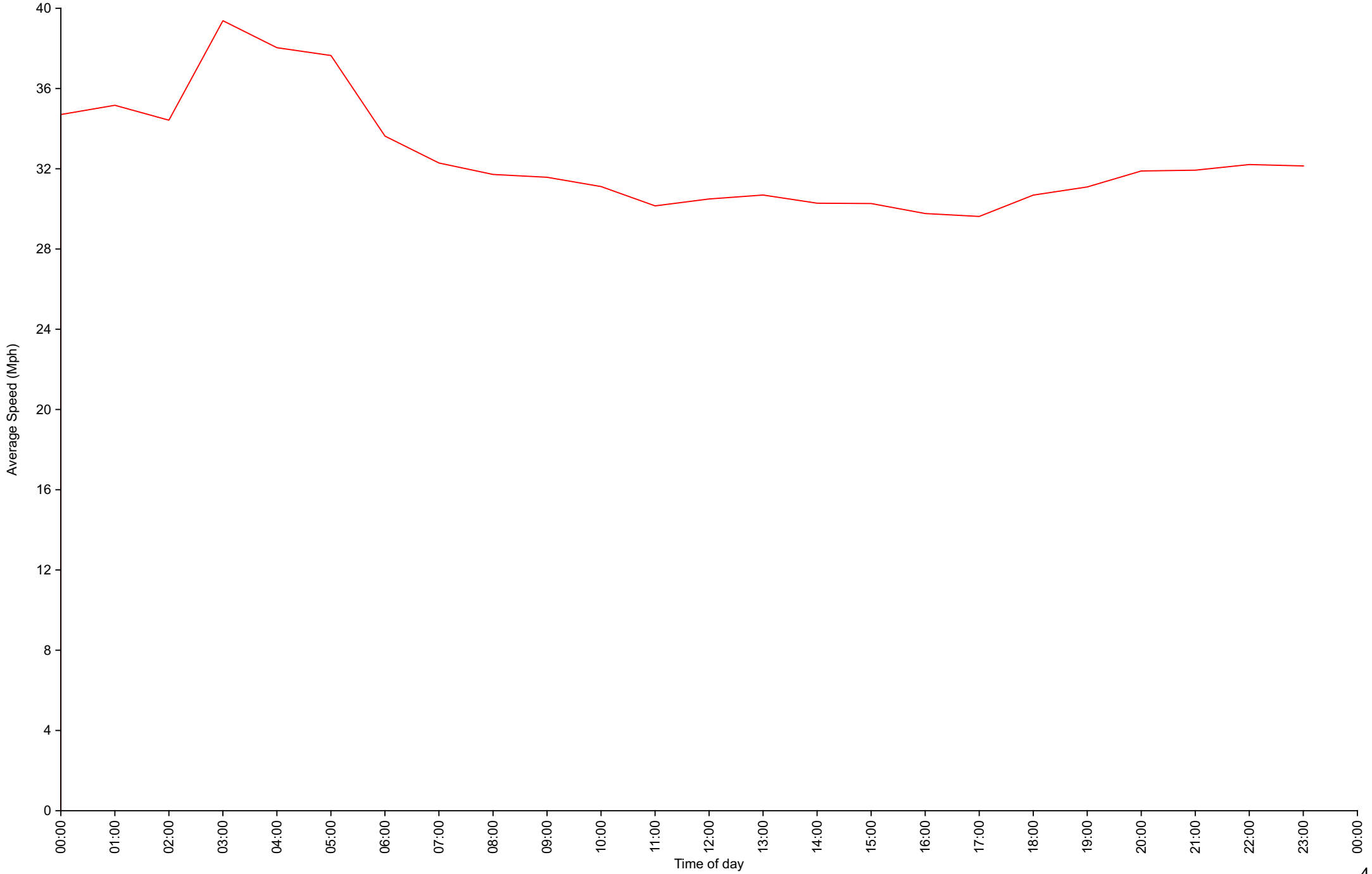
(60 Minute Resolution)



Vehicle Counts By Speed Class



Average Speed By Hour (60 Minute Resolution)



Cumulative Speed Distribution Curve

