

# Traffic Report

Sites:S/N 0186-13 Wrexham Rd, Nr Grosvenor Arms. MINI 300 "30" c/w Data

Dates:Tue Sep 1 2015 - Tue Sep 15 2015

Directions:Northbound

## Vehicle Speed Classes (Mph)

	<15	15 20	20 25	25 30	30 35	35 40	40 45	45 50	50 55	55 60	60 65	65 70	>70	Total	85th Percentile
00:00	2	9	31	76	58	21	19	7	1	0	0	0	0	224	36.7
01:00	1	2	8	34	26	18	14	4	2	0	0	0	0	109	40.7
02:00	2	2	7	21	28	21	6	4	0	0	0	0	0	91	37.8
03:00	0	2	4	24	13	15	8	10	3	0	0	0	0	79	<b>44.2</b>
04:00	1	1	14	28	36	26	14	3	3	<b>2</b>	0	0	0	128	39.7
05:00	1	2	9	61	60	57	28	12	<b>4</b>	0	<b>1</b>	0	0	235	40.5
06:00	3	21	96	218	180	104	<b>51</b>	10	1	0	0	0	0	684	36.7
07:00	23	113	311	665	385	166	46	<b>16</b>	0	0	0	0	0	1725	33.3
08:00	<b>48</b>	<b>215</b>	<b>402</b>	<b>893</b>	<b>487</b>	<b>173</b>	30	8	1	0	0	0	0	<b>2257</b>	32.3
09:00	22	80	287	504	383	132	36	7	0	0	0	0	0	1451	33.4
10:00	31	94	279	471	370	128	22	4	0	0	0	0	0	1399	32.7
11:00	22	91	265	469	369	121	31	2	1	0	0	0	0	1371	32.9
12:00	<b>28</b>	77	274	467	359	122	28	4	1	0	0	0	0	1360	33.2
13:00	15	84	260	<b>500</b>	<b>368</b>	<b>147</b>	30	7	0	0	0	0	0	<b>1411</b>	33.4
14:00	22	82	<b>285</b>	471	338	121	31	7	0	0	0	0	0	1357	33.1
15:00	25	103	275	445	344	136	24	4	1	<b>1</b>	0	0	0	1358	33.4
16:00	24	109	256	417	327	120	25	7	1	0	0	0	0	1286	33.2
17:00	25	<b>117</b>	265	410	330	126	23	4	1	1	0	0	0	1302	33.4
18:00	19	62	222	385	297	95	<b>38</b>	8	1	0	0	0	0	1127	33.1
19:00	12	63	171	315	235	94	35	8	<b>4</b>	0	0	0	0	937	34.0
20:00	8	46	139	242	155	71	17	7	1	0	0	0	0	686	33.5
21:00	3	18	115	204	121	51	15	4	1	1	0	0	0	533	33.3
22:00	3	16	73	153	93	34	15	<b>11</b>	0	0	0	0	0	398	34.0
23:00	4	16	48	115	72	41	11	2	2	1	0	0	0	312	<b>34.7</b>
AM Total	156	632	1713	<b>3464</b>	2395	982	305	87	16	2	1	0	0		
PM Total	188	793	2383	<b>4124</b>	3039	1158	292	73	13	4	0	0	0		
Total	344	1425	4096	<b>7588</b>	5434	2140	597	160	29	6	1	0	0		
Percent	1.58%	6.53%	18.77%	<b>34.78%</b>	24.90%	9.81%	2.74%	0.73%	0.13%	0.03%	0.00%	0.00%	0.00%		

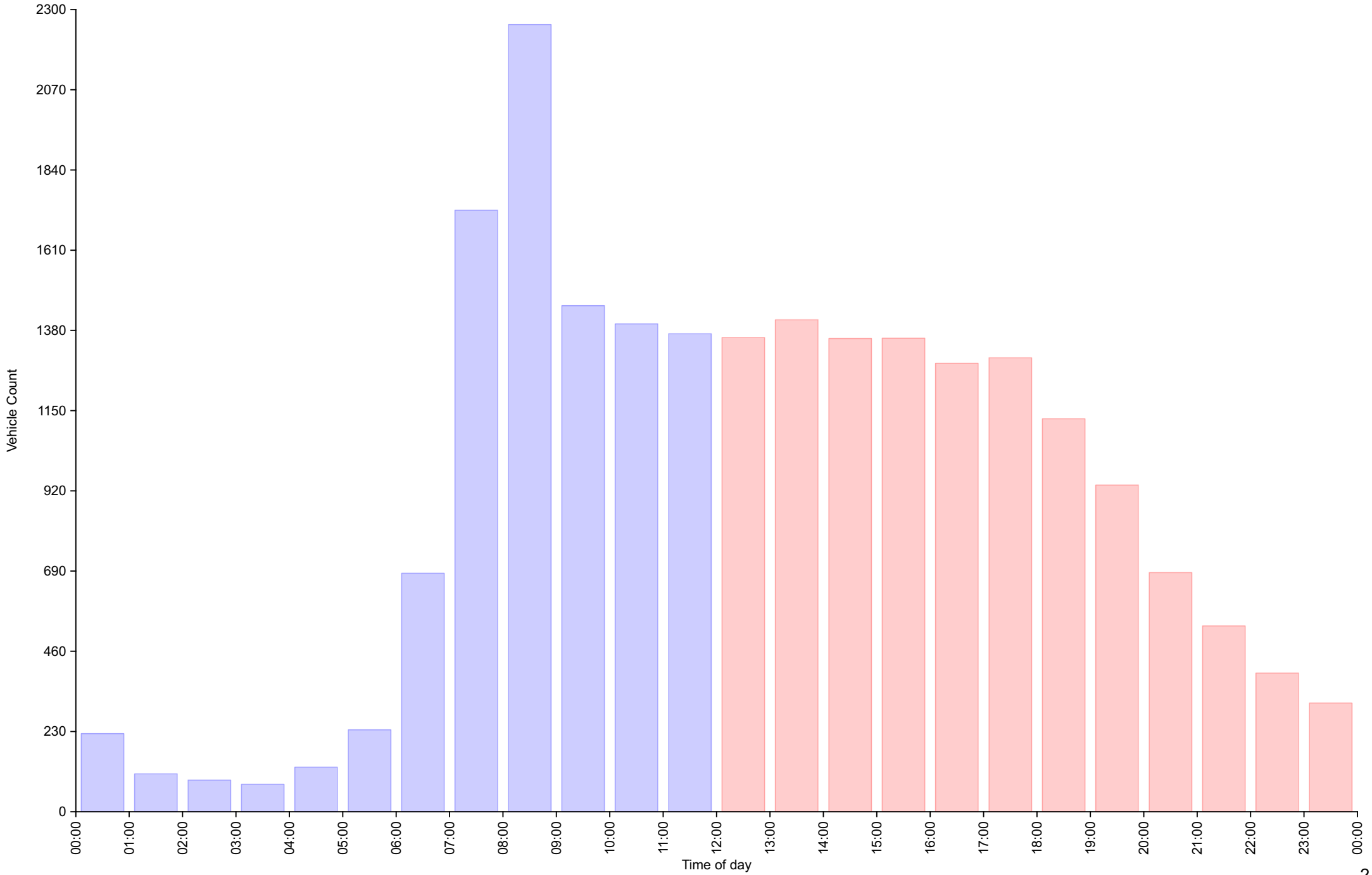
Total Vehicles : 21820

30th Percentile : 24.5 MPH  
 50th Percentile : 27.3 MPH  
 85th Percentile : 33.6 MPH  
 95th Percentile : 37.9 MPH

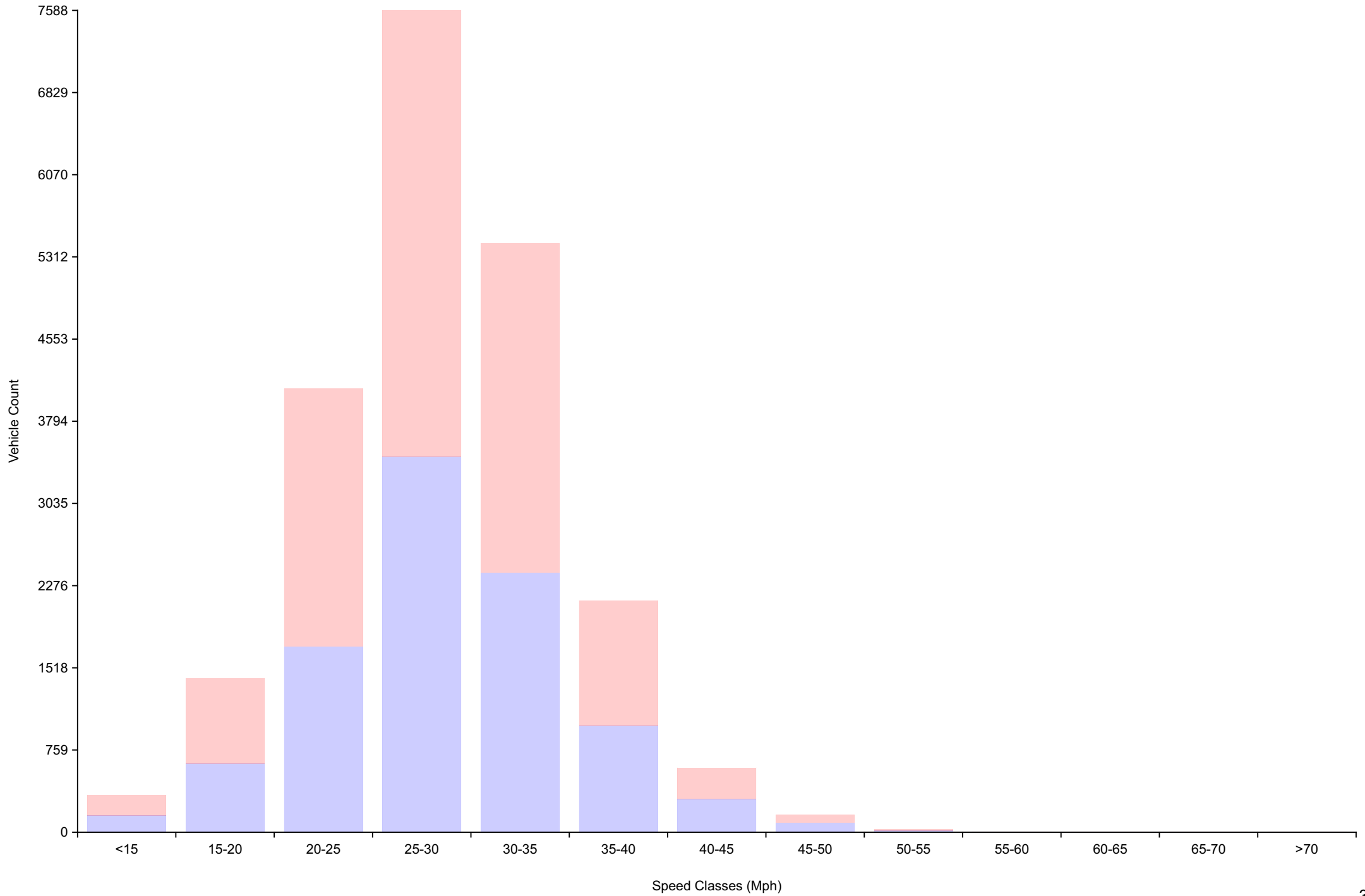
Average Speed : 28.0 MPH  
 Highest Speed : 60.0 MPH

Total Over Speed Limit : 33.3 % (7258 / 21820)

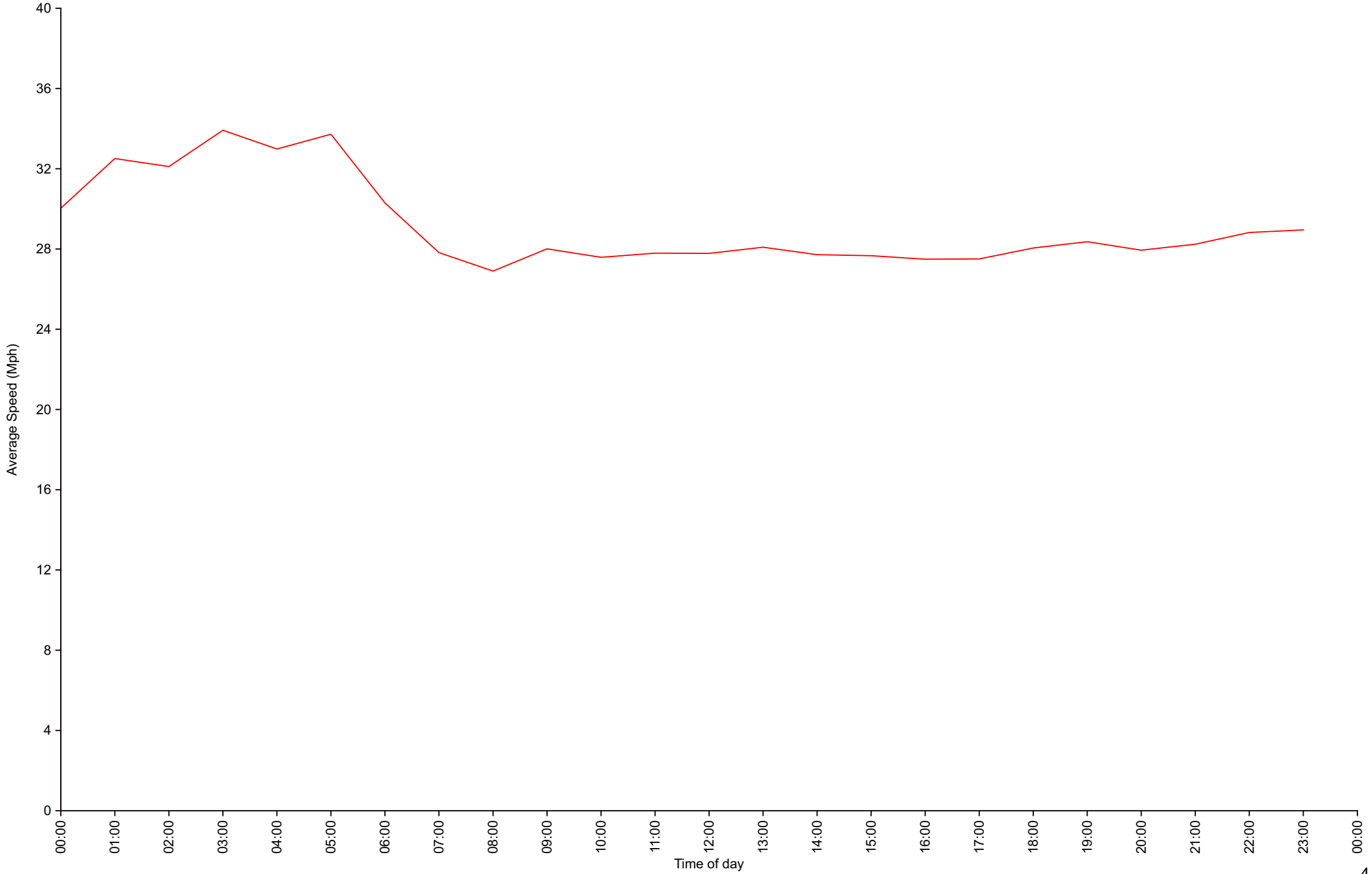
# Vehicle Counts By Hour (60 Minute Resolution)



# Vehicle Counts By Speed Class



# Average Speed By Hour (60 Minute Resolution)



# Cumulative Speed Distribution Curve

