

Traffic Report

Sites:S/N 0186-13 Wrexham Rd, Nr Grosvenor Arms. MINI 300 "30" c/w Data

Dates:Sat Aug 1 2015 - Sat Aug 15 2015

Directions:Northbound

Vehicle Speed Classes (Mph)

	<15	15 20	20 25	25 30	30 35	35 40	40 45	45 50	50 55	55 60	60 65	65 70	>70	Total	85th Percentile
00:00	6	12	30	83	61	34	16	5	2	0	0	0	0	249	36.4
01:00	2	3	12	27	31	20	12	3	0	2	2	0	0	114	39.9
02:00	0	2	12	21	19	18	7	3	1	0	0	0	0	83	37.9
03:00	0	0	1	8	14	16	7	2	3	1	0	0	0	52	42.4
04:00	1	0	5	18	22	26	12	4	3	1	1	0	0	93	40.4
05:00	4	2	13	45	56	40	20	12	5	0	0	0	0	197	40.5
06:00	5	18	105	178	172	87	47	12	5	1	0	0	0	630	37.5
07:00	31	85	230	548	389	190	60	15	9	0	0	0	0	1557	34.7
08:00	33	124	355	738	468	156	46	12	1	0	0	0	0	1933	32.9
09:00	23	93	281	494	413	166	50	9	1	0	0	0	0	1530	33.9
10:00	29	112	306	556	420	120	20	3	0	0	0	0	0	1566	32.5
11:00	39	82	317	547	392	147	29	5	0	0	0	0	0	1558	32.9
12:00	53	95	314	503	368	151	30	3	0	0	0	0	0	1517	33.0
13:00	46	79	281	474	364	156	19	4	2	0	0	0	0	1425	33.4
14:00	57	104	276	477	376	127	39	2	0	0	0	0	0	1458	33.1
15:00	40	88	286	438	340	131	26	4	2	0	0	0	0	1355	33.0
16:00	40	85	306	426	332	138	37	9	2	0	0	0	0	1375	33.5
17:00	26	103	271	462	317	129	39	7	0	0	0	0	0	1354	33.1
18:00	23	85	212	415	284	136	36	9	1	0	0	0	0	1201	34.0
19:00	12	50	156	302	242	96	42	9	1	0	0	0	0	910	34.5
20:00	7	33	145	234	173	68	21	9	2	1	0	0	0	693	33.9
21:00	1	24	137	205	146	46	18	3	0	0	0	0	0	580	32.6
22:00	2	25	87	167	123	33	15	4	1	0	0	0	0	457	33.3
23:00	10	10	54	98	83	27	11	2	0	0	0	0	0	295	33.6
AM Total	173	533	1667	3263	2457	1020	326	85	30	5	3	0	0		
PM Total	317	781	2525	4201	3148	1238	333	65	11	1	0	0	0		
Total	490	1314	4192	7464	5605	2258	659	150	41	6	3	0	0		
Percent	2.21%	5.92%	18.90%	33.65%	25.27%	10.18%	2.97%	0.68%	0.18%	0.03%	0.01%	0.00%	0.00%		

Total Vehicles : 22182

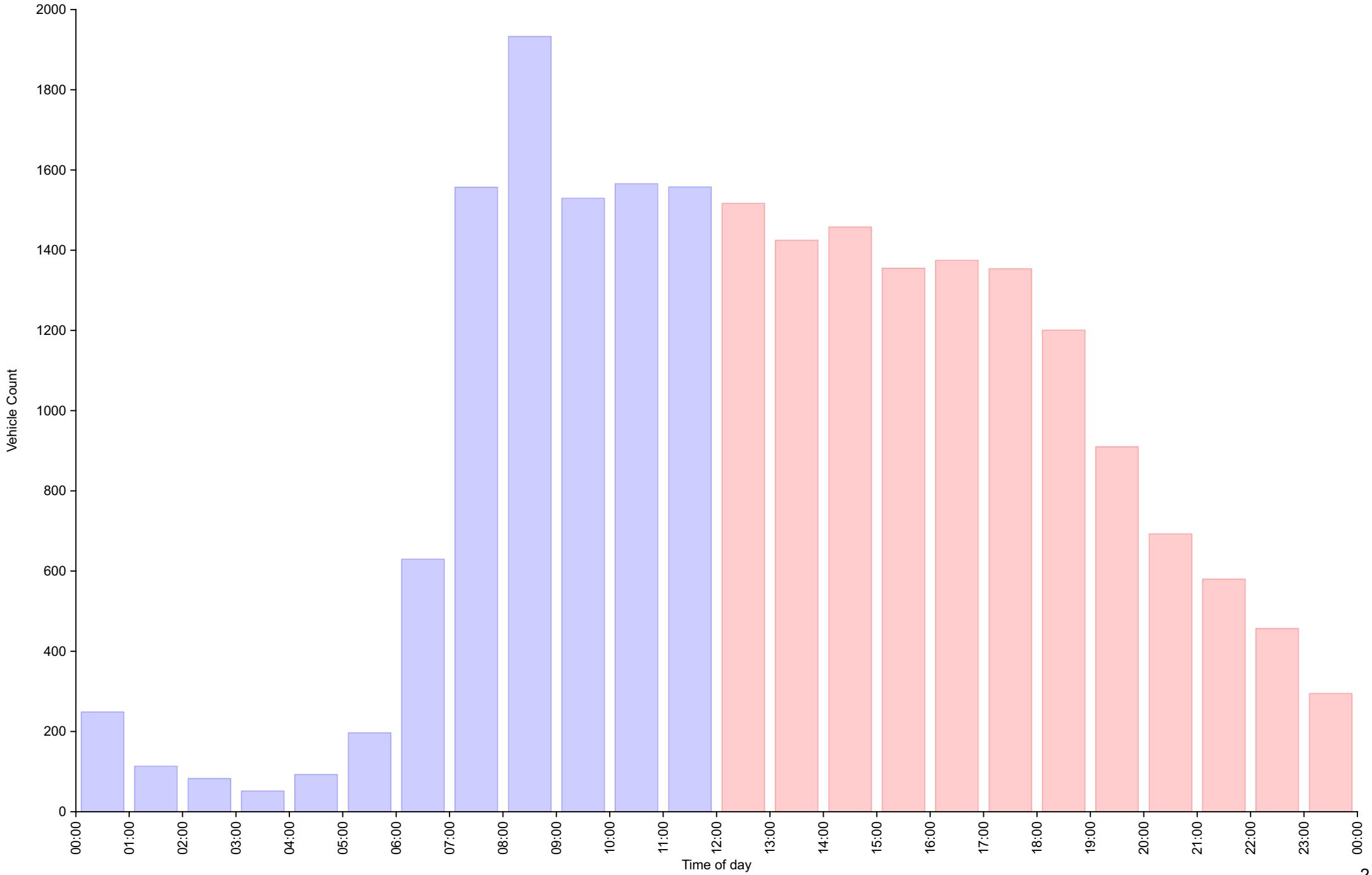
30th Percentile : 24.5 MPH
 50th Percentile : 27.5 MPH
 85th Percentile : 33.7 MPH
 95th Percentile : 38.1 MPH

Average Speed : 28.1 MPH
 Highest Speed : 62.0 MPH

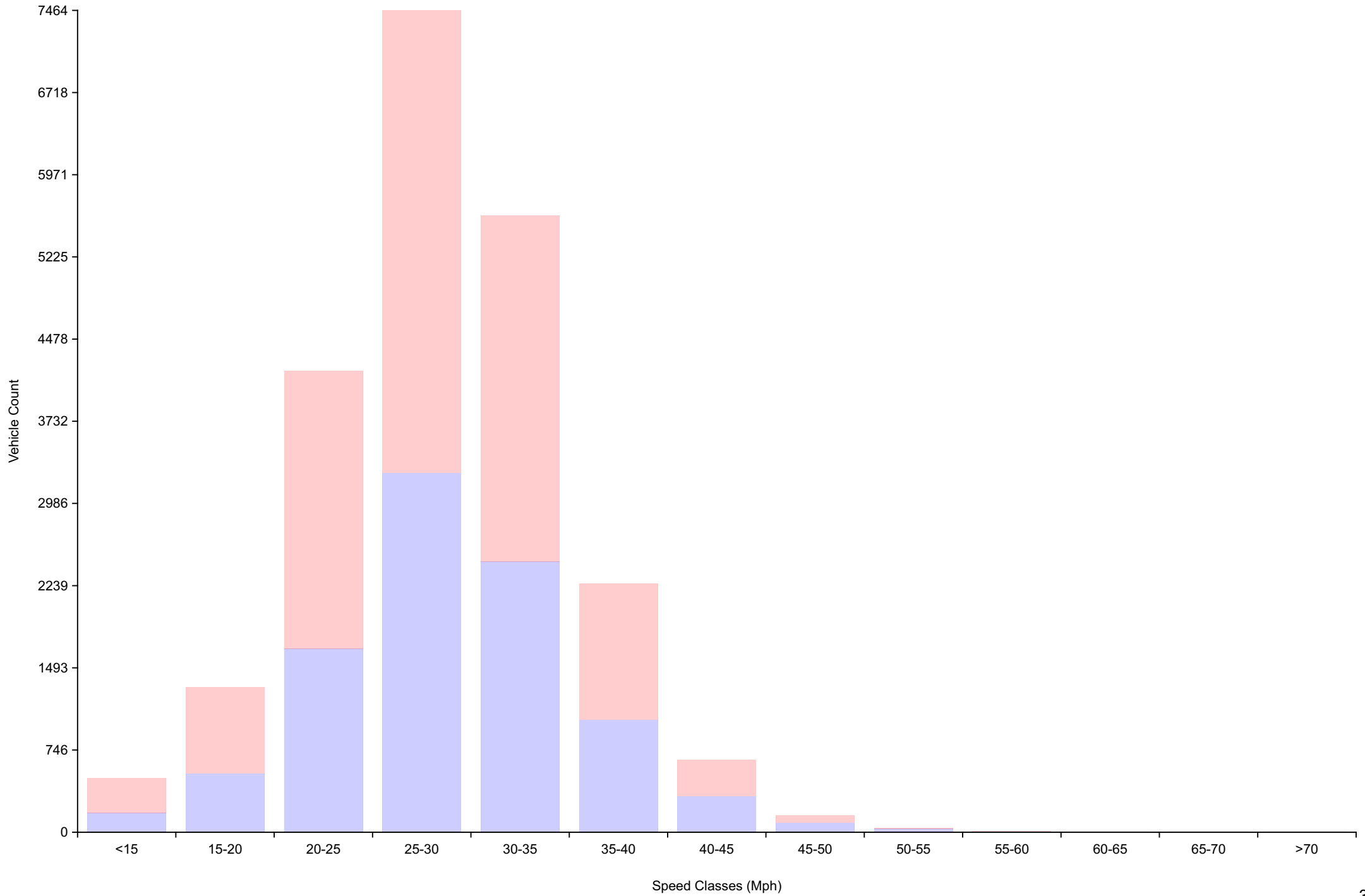
Total Over Speed Limit : 34.0 % (7548 / 22182)

Vehicle Counts By Hour

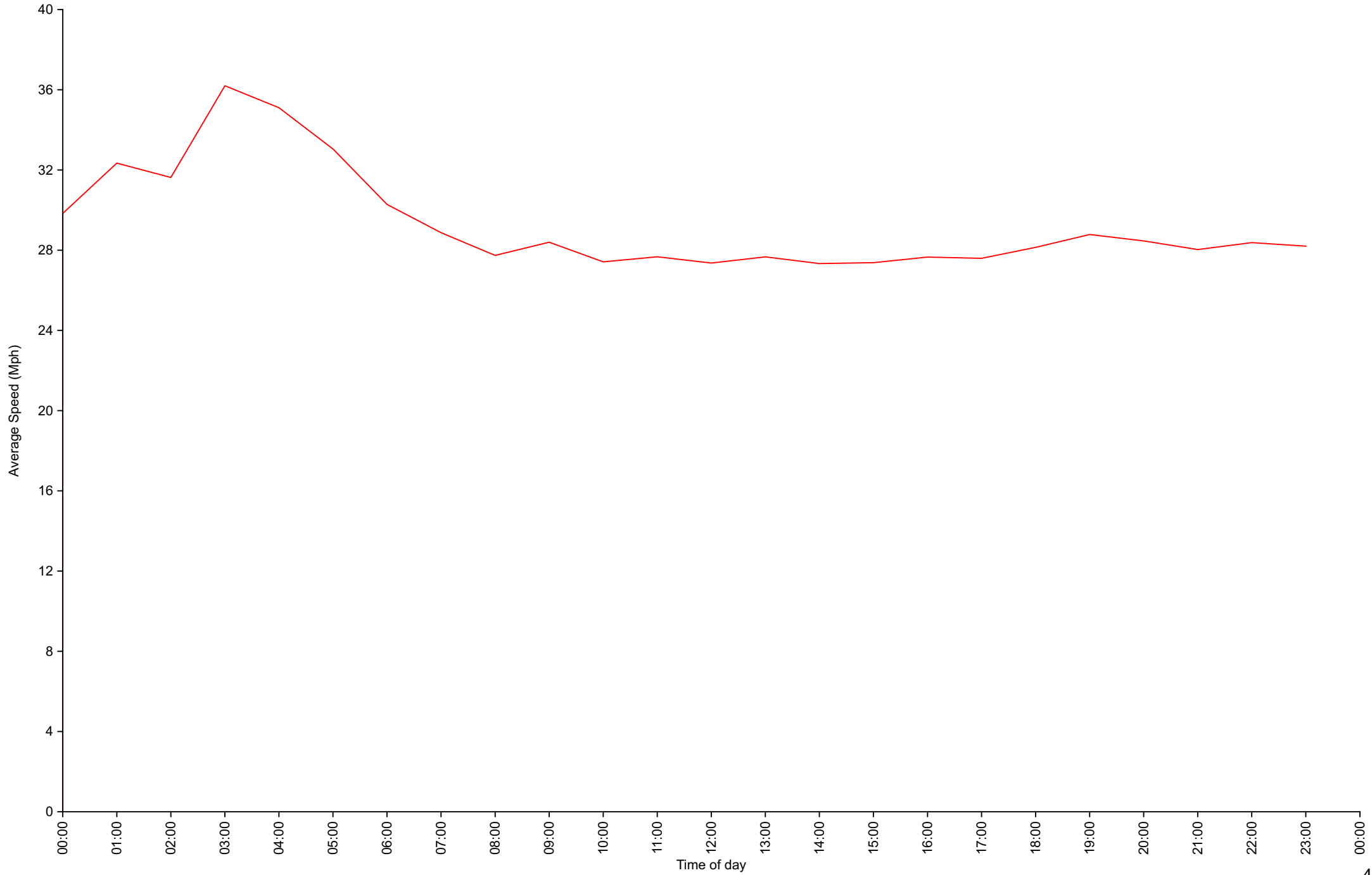
(60 Minute Resolution)



Vehicle Counts By Speed Class



Average Speed By Hour (60 Minute Resolution)



Cumulative Speed Distribution Curve

