

# Traffic Report

Sites:S/N 0185-13 Wrexham Rd, Chester Side, MINI300 "30" c/w Data

Dates:Tue Sep 1 2015 - Tue Sep 15 2015

Directions:Southbound

## Vehicle Speed Classes (Mph)

	<15	15 20	20 25	25 30	30 35	35 40	40 45	45 50	50 55	55 60	60 65	65 70	>70	Total	85th Percentile
00:00	0	1	8	30	55	36	40	19	12	4	0	0	<b>1</b>	206	44.9
01:00	0	0	7	18	26	16	39	14	2	1	2	1	0	126	44.4
02:00	0	0	2	6	14	22	21	10	4	1	0	0	0	80	44.6
03:00	0	0	4	12	15	15	11	12	8	0	2	0	0	79	48.1
04:00	0	1	1	5	11	12	5	14	8	5	0	<b>2</b>	0	64	<b>50.2</b>
05:00	0	0	5	23	28	31	36	14	12	0	0	0	0	149	45.1
06:00	4	5	14	67	81	73	46	29	16	4	<b>5</b>	2	0	346	44.5
07:00	5	14	39	181	191	140	97	<b>60</b>	<b>24</b>	5	2	0	0	758	42.2
08:00	8	24	118	330	323	208	<b>122</b>	57	10	1	0	0	0	1201	39.4
09:00	9	19	160	387	372	205	108	37	15	<b>7</b>	2	0	0	1321	38.1
10:00	13	<b>31</b>	157	395	341	186	95	38	10	5	1	0	0	1272	37.8
11:00	<b>21</b>	29	<b>230</b>	<b>462</b>	<b>405</b>	<b>221</b>	115	53	7	2	0	0	0	<b>1545</b>	37.3
12:00	17	46	289	564	541	246	134	40	7	3	0	0	0	1887	36.7
13:00	12	36	261	591	485	307	143	57	14	5	0	0	0	1911	37.3
14:00	17	39	278	618	546	271	140	59	16	3	0	0	0	1987	37.4
15:00	14	35	310	725	558	313	142	43	8	2	0	0	0	2150	36.7
16:00	12	49	376	816	669	301	187	<b>84</b>	19	0	1	0	0	2514	37.4
17:00	<b>26</b>	<b>75</b>	<b>404</b>	<b>1115</b>	<b>733</b>	<b>352</b>	<b>193</b>	69	16	2	0	0	0	<b>2985</b>	36.4
18:00	17	53	278	641	552	270	169	65	<b>22</b>	5	<b>2</b>	0	0	2074	37.9
19:00	11	34	193	443	385	202	130	58	17	4	2	0	0	1479	38.6
20:00	6	19	135	323	268	178	104	27	15	5	0	0	<b>1</b>	1081	38.6
21:00	5	9	69	228	192	108	82	27	15	<b>8</b>	1	0	1	745	40.2
22:00	2	2	48	179	155	96	53	21	3	4	0	0	0	563	38.8
23:00	2	10	38	93	88	55	42	23	9	1	2	0	0	363	<b>41.5</b>
AM Total	60	124	745	<b>1916</b>	1862	1165	735	357	128	35	14	5	1		
PM Total	141	407	2679	<b>6336</b>	5172	2699	1519	573	161	42	8	0	2		
Total	201	531	3424	<b>8252</b>	7034	3864	2254	930	289	77	22	5	3		
Percent	0.75%	1.98%	12.74%	<b>30.69%</b>	26.16%	14.37%	8.38%	3.46%	1.07%	0.29%	0.08%	0.02%	0.01%		

Total Vehicles : 26886

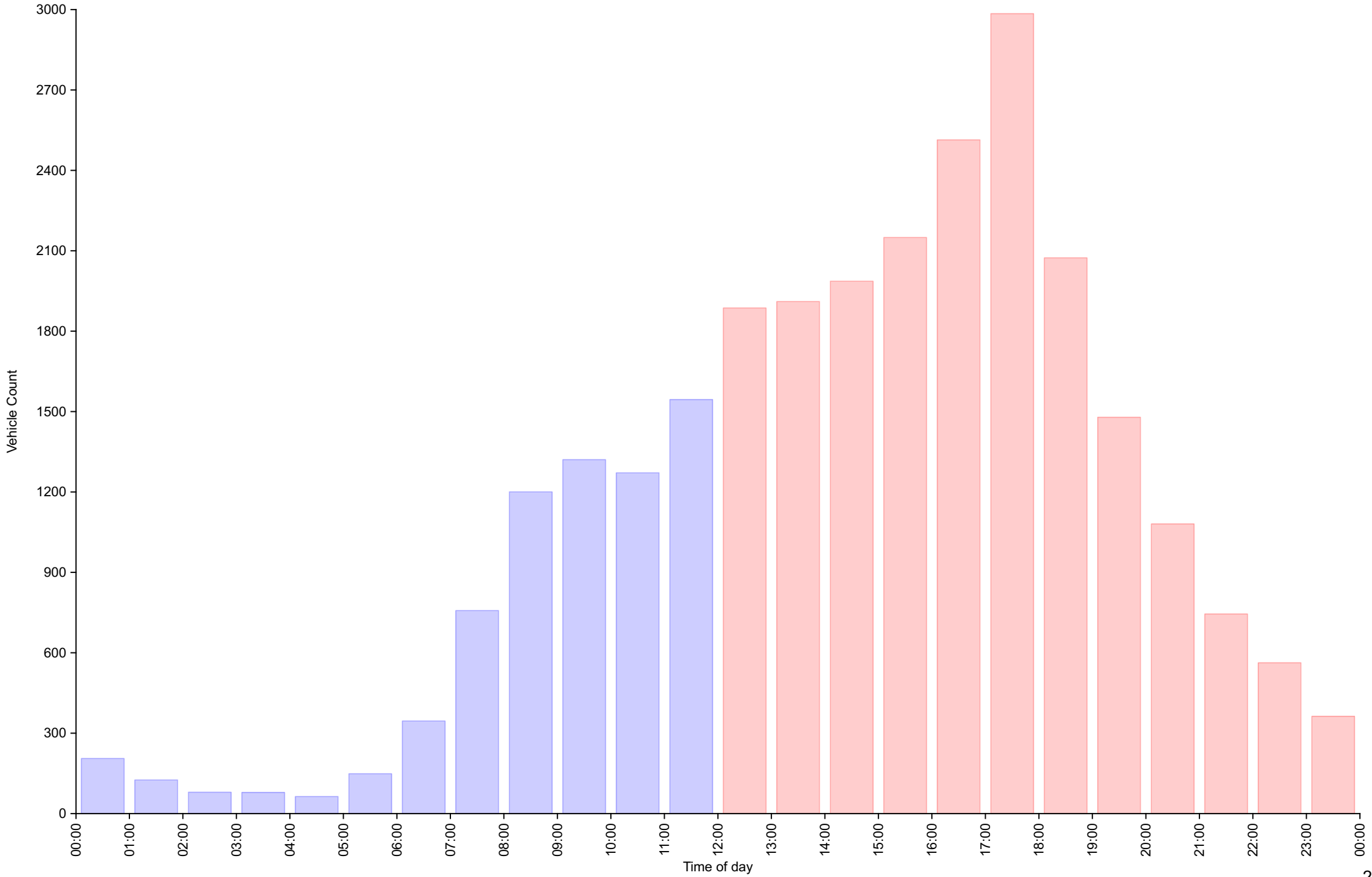
30th Percentile : 26.7 MPH  
 50th Percentile : 29.6 MPH  
 85th Percentile : 38.3 MPH  
 95th Percentile : 43.9 MPH

Average Speed : 31.2 MPH  
 Highest Speed : 77.0 MPH

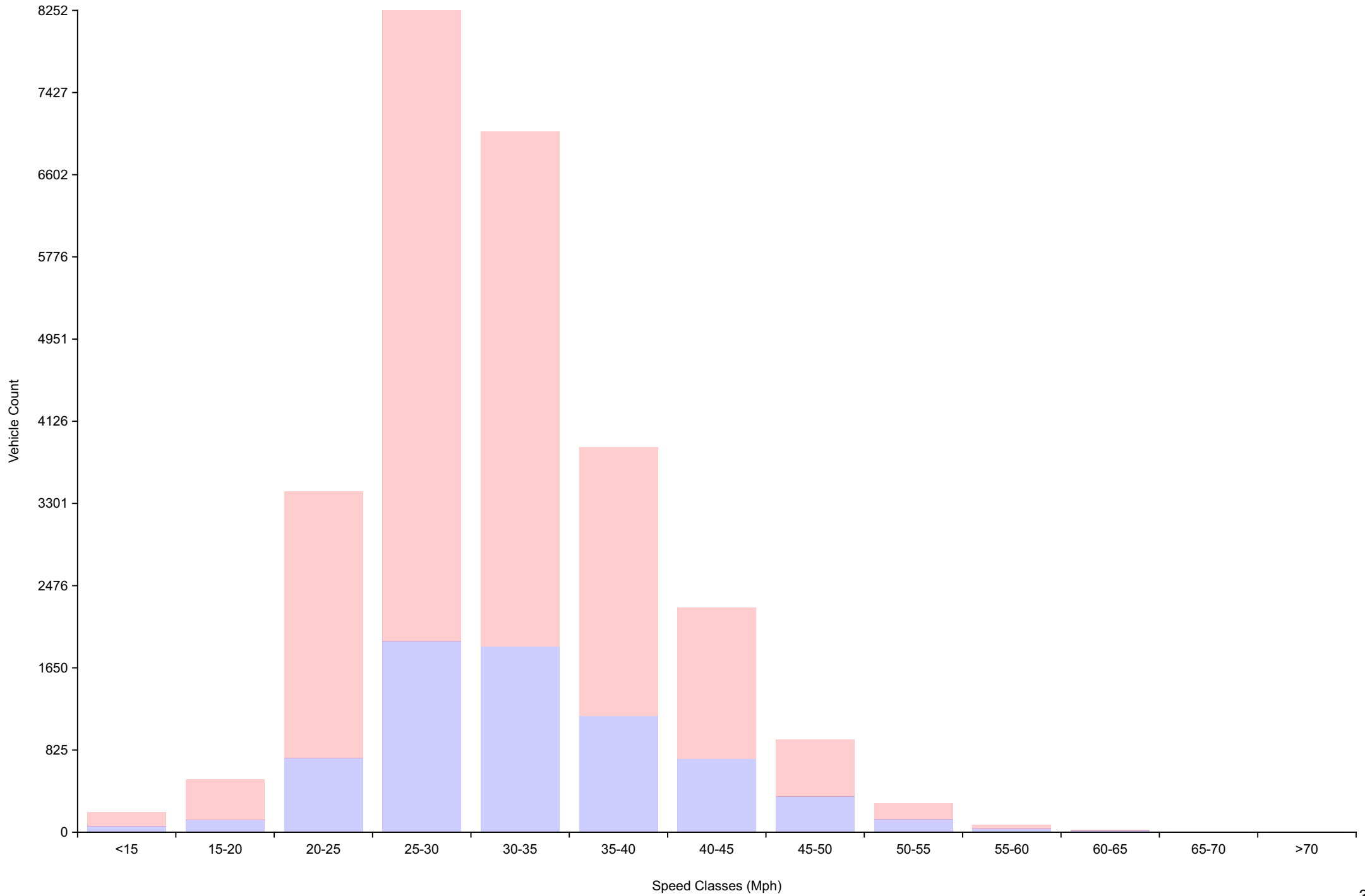
Total Over Speed Limit : 48.9 % (13140 / 26886)

# Vehicle Counts By Hour

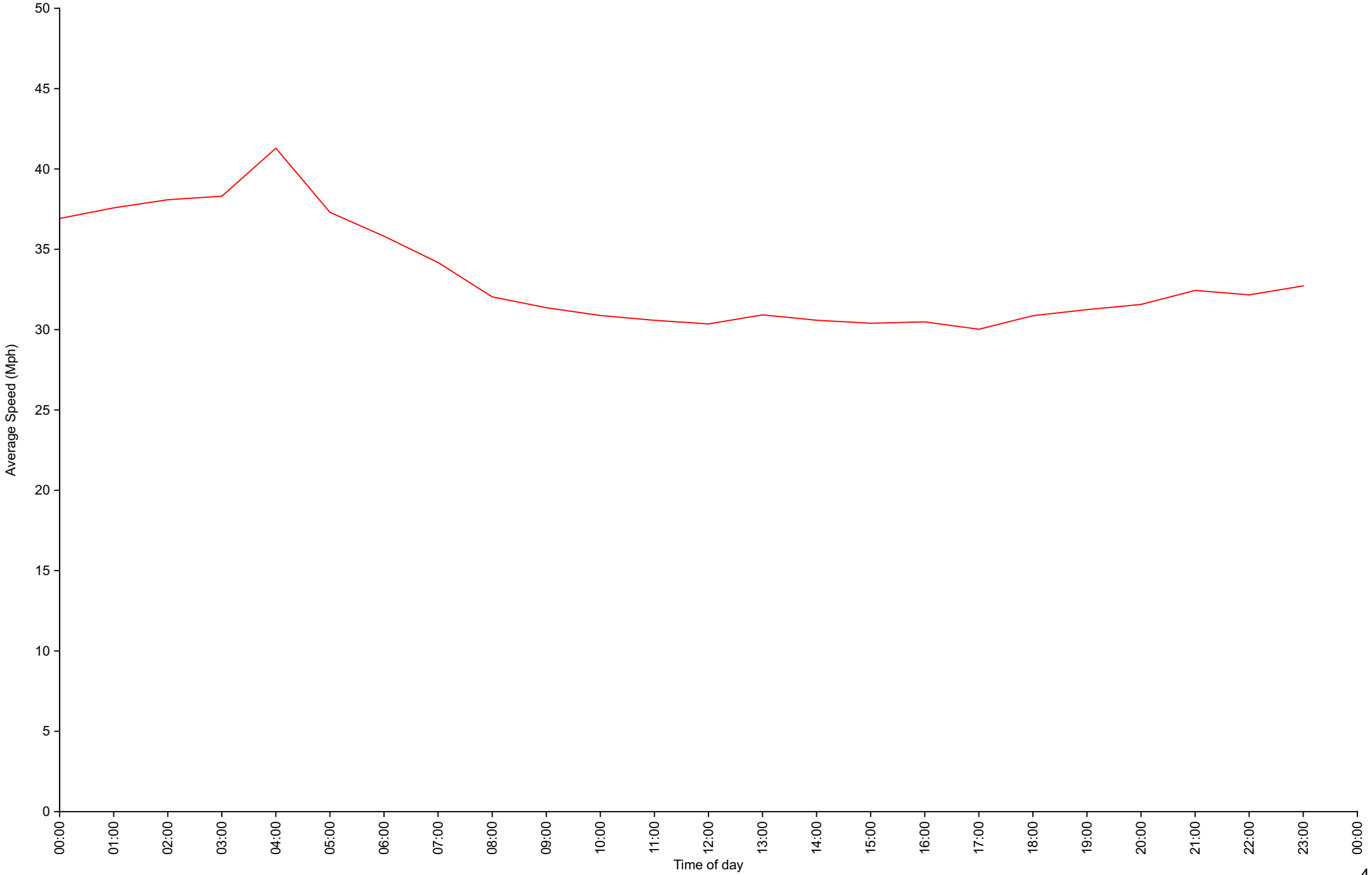
(60 Minute Resolution)



# Vehicle Counts By Speed Class



# Average Speed By Hour (60 Minute Resolution)



# Cumulative Speed Distribution Curve

