

Traffic Report

Sites:S/N 0185-13 Wrexham Rd, Chester Side, MINI300 "30" c/w Data

Dates:Sun Nov 1 2015 - Sun Nov 15 2015

Directions:Southbound

Vehicle Speed Classes (Mph)

	<15	15 20	20 25	25 30	30 35	35 40	40 45	45 50	50 55	55 60	60 65	65 70	>70	Total	85th Percentile
00:00	0	1	33	96	101	68	43	26	5	2	1	0	0	376	41.0
01:00	0	2	21	56	65	44	32	20	7	4	0	0	0	251	43.1
02:00	0	3	15	35	46	27	34	16	8	3	0	0	0	187	43.9
03:00	0	1	6	25	27	28	15	17	10	3	2	0	0	134	46.3
04:00	0	0	4	16	31	13	23	22	4	2	0	0	0	115	45.8
05:00	0	5	9	18	38	31	24	13	9	5	2	0	0	154	47.2
06:00	0	4	23	85	79	66	44	36	25	3	1	0	0	366	45.5
07:00	10	12	59	215	163	119	68	42	14	1	1	0	2	706	40.4
08:00	7	28	154	361	336	178	111	50	8	1	0	0	0	1234	38.6
09:00	12	19	146	356	342	162	88	38	12	0	0	0	0	1175	37.6
10:00	8	22	150	410	302	150	83	23	6	2	0	1	0	1157	36.9
11:00	19	37	204	442	342	176	92	26	6	0	0	0	0	1344	36.3
12:00	14	29	259	557	427	231	115	33	1	0	0	0	0	1666	36.1
13:00	16	31	267	559	443	233	86	33	6	1	0	0	0	1675	36.2
14:00	11	36	276	609	443	257	102	32	4	1	0	0	0	1771	36.3
15:00	20	41	330	725	508	227	105	28	5	1	0	0	0	1990	35.2
16:00	19	61	409	871	552	227	92	28	3	1	0	0	0	2263	34.2
17:00	24	63	426	1071	565	259	120	32	2	0	2	0	0	2564	34.5
18:00	15	50	260	600	414	233	120	25	10	2	1	0	0	1730	36.3
19:00	8	27	164	396	273	147	99	39	9	4	2	1	0	1169	38.2
20:00	6	9	119	282	230	131	89	40	16	1	1	0	0	924	39.3
21:00	1	9	61	193	165	126	63	23	11	6	0	1	0	659	39.3
22:00	7	9	60	200	175	89	51	25	9	5	1	0	0	631	38.6
23:00	1	4	74	193	172	97	56	23	8	4	2	0	0	634	38.8
AM Total	56	134	824	2115	1872	1062	657	329	114	26	7	1	2		
PM Total	142	369	2705	6256	4367	2257	1098	361	84	26	9	2	0		
Total	198	503	3529	8371	6239	3319	1755	690	198	52	16	3	2		
Percent	0.80%	2.02%	14.19%	33.65%	25.08%	13.34%	7.06%	2.77%	0.80%	0.21%	0.06%	0.01%	0.01%		

Total Vehicles : 24875

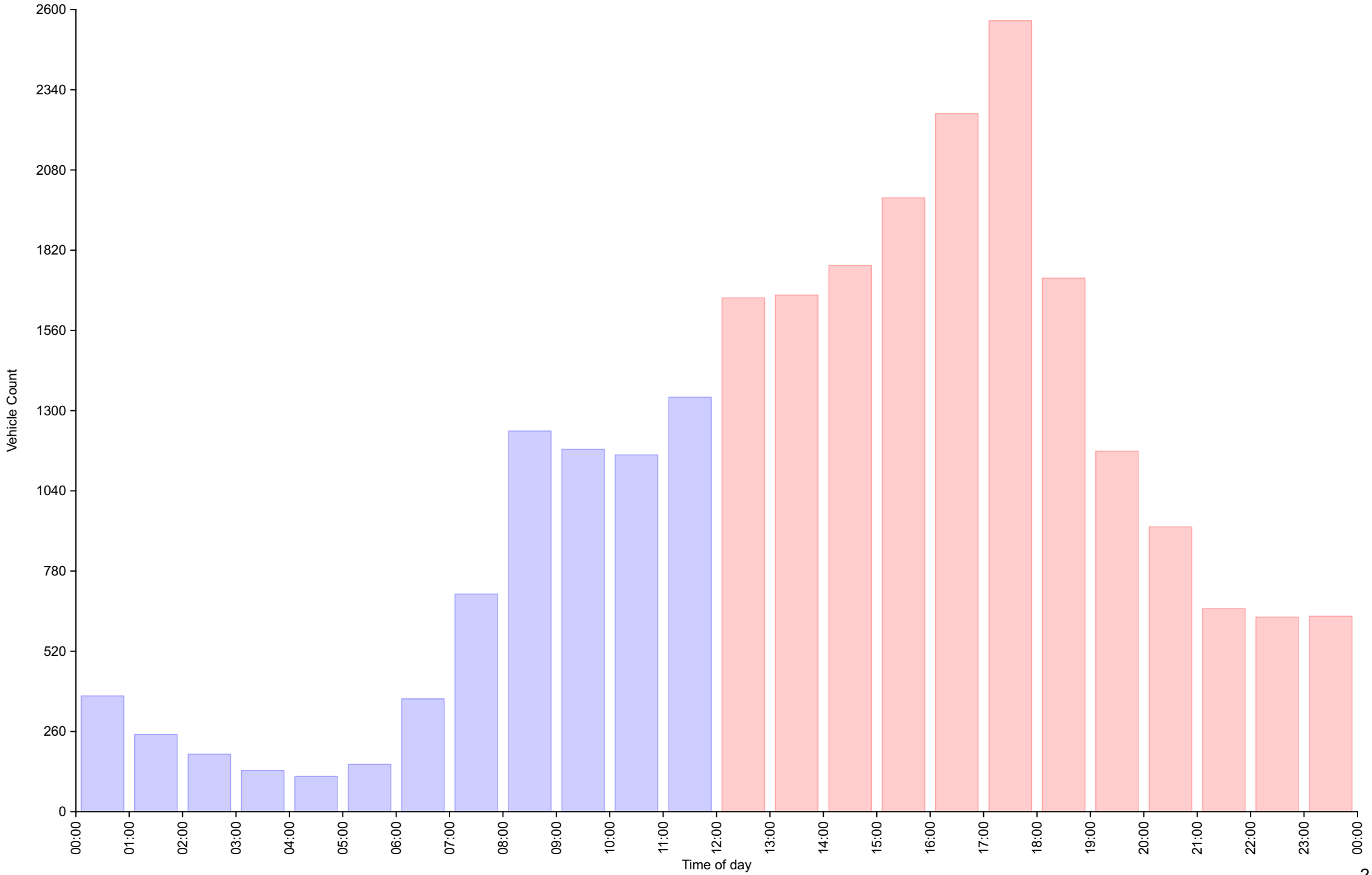
30th Percentile : 26.3 MPH
 50th Percentile : 28.9 MPH
 85th Percentile : 37.2 MPH
 95th Percentile : 42.9 MPH

Average Speed : 30.5 MPH
 Highest Speed : 71.0 MPH

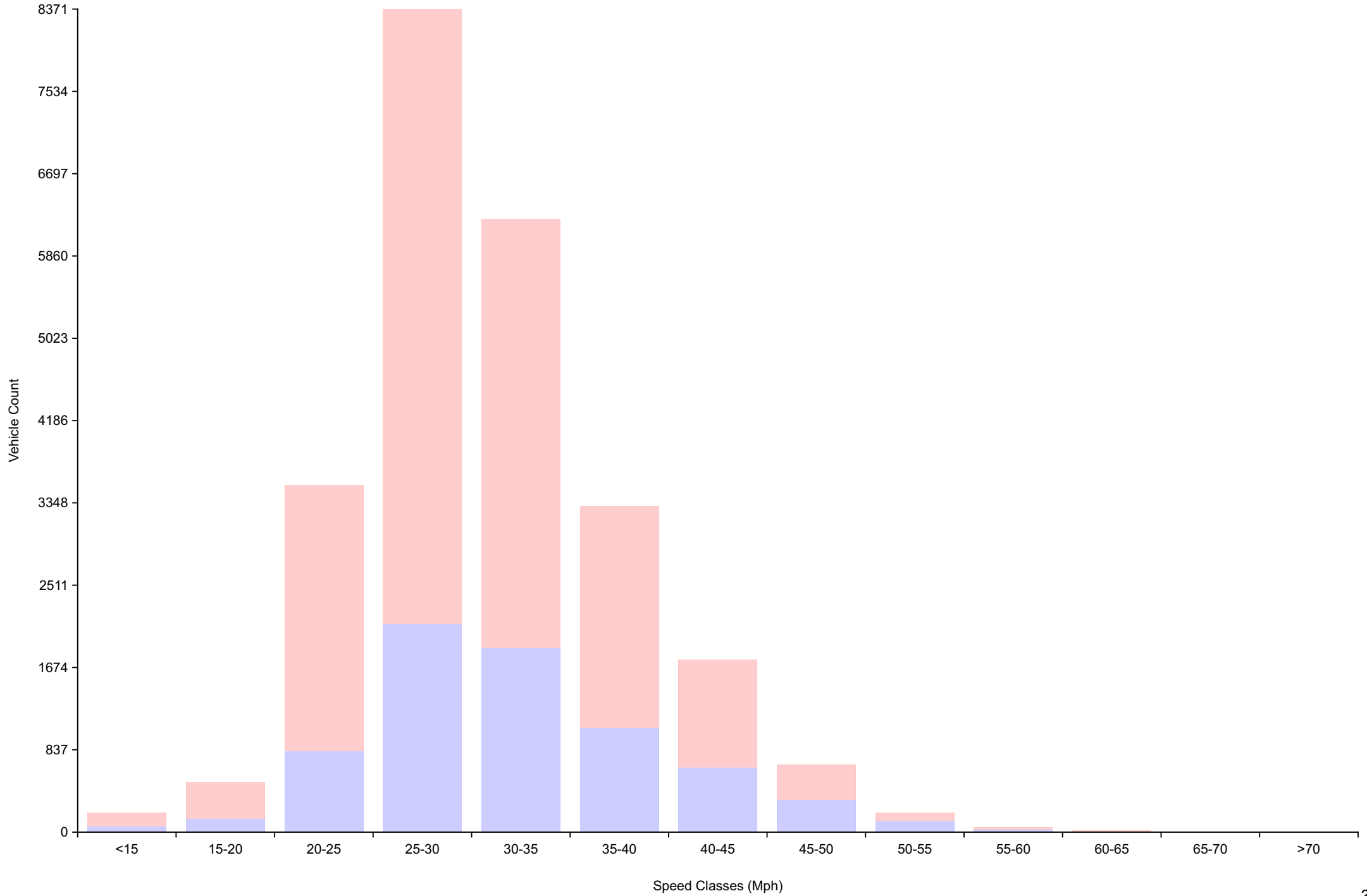
Total Over Speed Limit : 44.2 % (11006 / 24875)

Vehicle Counts By Hour

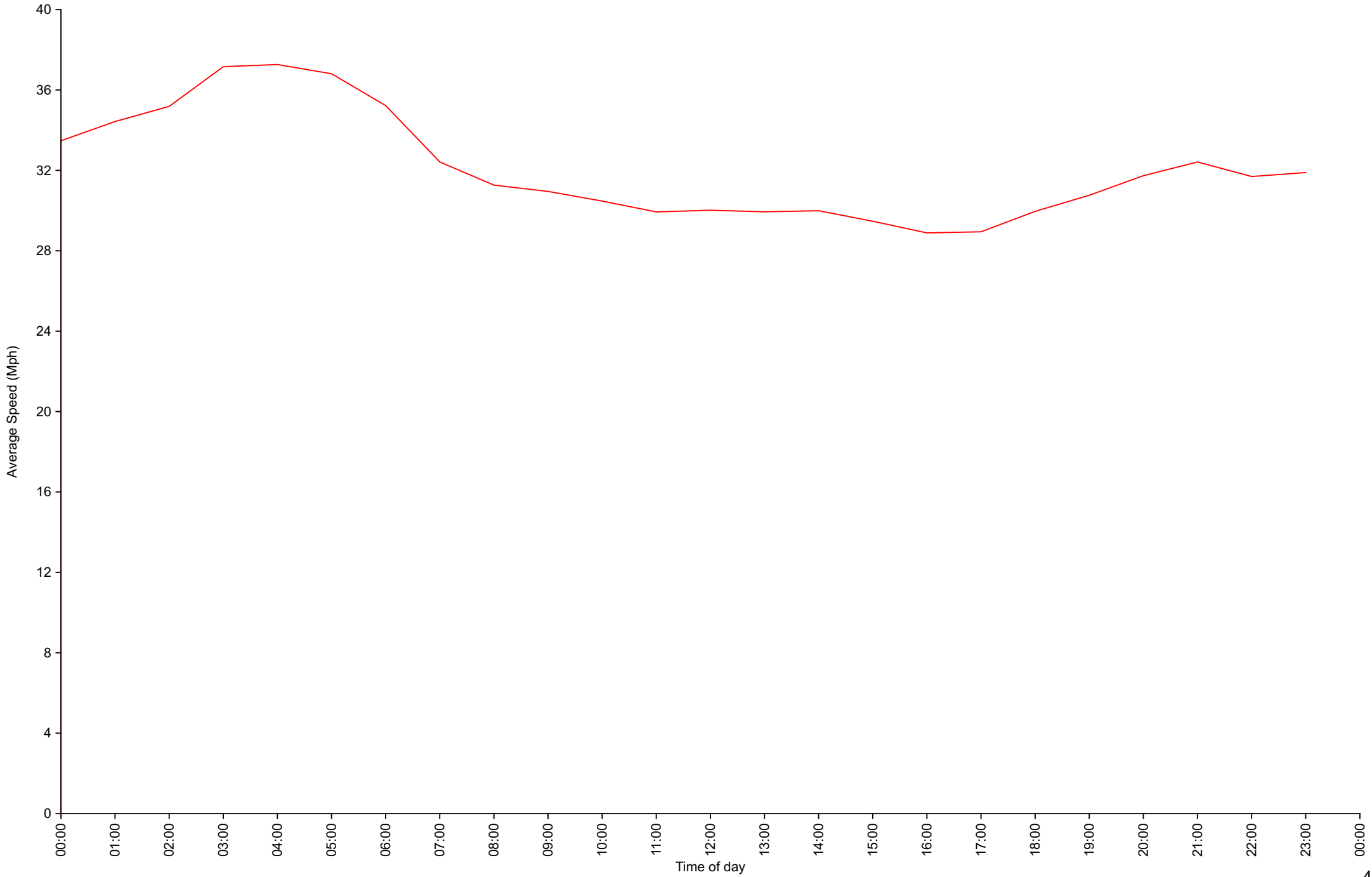
(60 Minute Resolution)



Vehicle Counts By Speed Class



Average Speed By Hour (60 Minute Resolution)



Cumulative Speed Distribution Curve

