

Traffic Report

Sites:S/N 0185-13 Wrexham Rd, Chester Side, MINI300 "30" c/w Data

Dates:Mon Feb 1 2016 - Tue Feb 16 2016

Directions:Southbound

Vehicle Speed Classes (Mph)

	<15	15 20	20 25	25 30	30 35	35 40	40 45	45 50	50 55	55 60	60 65	65 70	>70	Total	85th Percentile
00:00	1	2	5	37	46	33	18	13	5	1	0	0	0	161	42.5
01:00	0	1	4	13	19	17	19	6	3	0	0	1	0	83	43.6
02:00	0	0	0	5	7	12	14	4	2	2	0	0	0	46	45.0
03:00	0	0	1	14	9	8	3	2	1	0	0	0	0	38	39.6
04:00	0	0	1	3	9	8	14	7	2	0	0	0	0	44	45.7
05:00	1	0	4	10	18	23	20	11	11	0	0	0	0	98	46.6
06:00	5	3	15	72	67	41	34	14	11	1	2	0	0	265	41.3
07:00	7	5	68	179	176	112	68	36	10	5	0	0	0	666	40.3
08:00	9	16	111	333	375	185	140	49	11	4	0	1	0	1234	39.7
09:00	17	25	145	382	344	176	121	42	13	0	0	0	0	1265	38.5
10:00	10	20	151	365	337	150	86	42	6	0	0	0	0	1167	37.3
11:00	23	36	189	446	379	220	106	47	6	1	1	0	0	1454	37.3
12:00	10	25	268	531	466	251	120	45	10	3	1	0	0	1730	37.2
13:00	11	29	232	505	475	261	136	39	10	5	0	0	0	1703	37.4
14:00	10	29	278	564	498	238	146	42	6	0	0	0	0	1811	36.7
15:00	14	38	294	660	523	310	127	53	12	1	0	1	0	2033	36.7
16:00	21	52	346	818	577	301	177	62	5	1	0	0	0	2360	37.0
17:00	25	45	426	988	659	302	154	63	16	0	0	0	0	2678	35.9
18:00	23	30	275	578	489	265	137	57	18	2	1	0	0	1875	37.5
19:00	10	19	150	351	300	185	97	42	17	8	1	0	0	1180	38.6
20:00	2	9	78	272	204	119	81	34	7	1	2	0	0	809	39.2
21:00	1	8	63	199	195	84	69	20	6	3	0	0	0	648	39.0
22:00	0	9	39	166	163	88	59	28	10	3	1	0	0	566	40.0
23:00	1	5	32	103	99	65	30	19	5	1	1	0	0	361	39.4
AM Total	73	108	694	1859	1786	985	643	273	81	14	3	2	0		
PM Total	128	298	2481	5735	4648	2469	1333	504	122	28	7	1	0		
Total	201	406	3175	7594	6434	3454	1976	777	203	42	10	3	0		
Percent	0.83%	1.67%	13.08%	31.28%	26.50%	14.23%	8.14%	3.20%	0.84%	0.17%	0.04%	0.01%	0.00%		

Total Vehicles : 24275

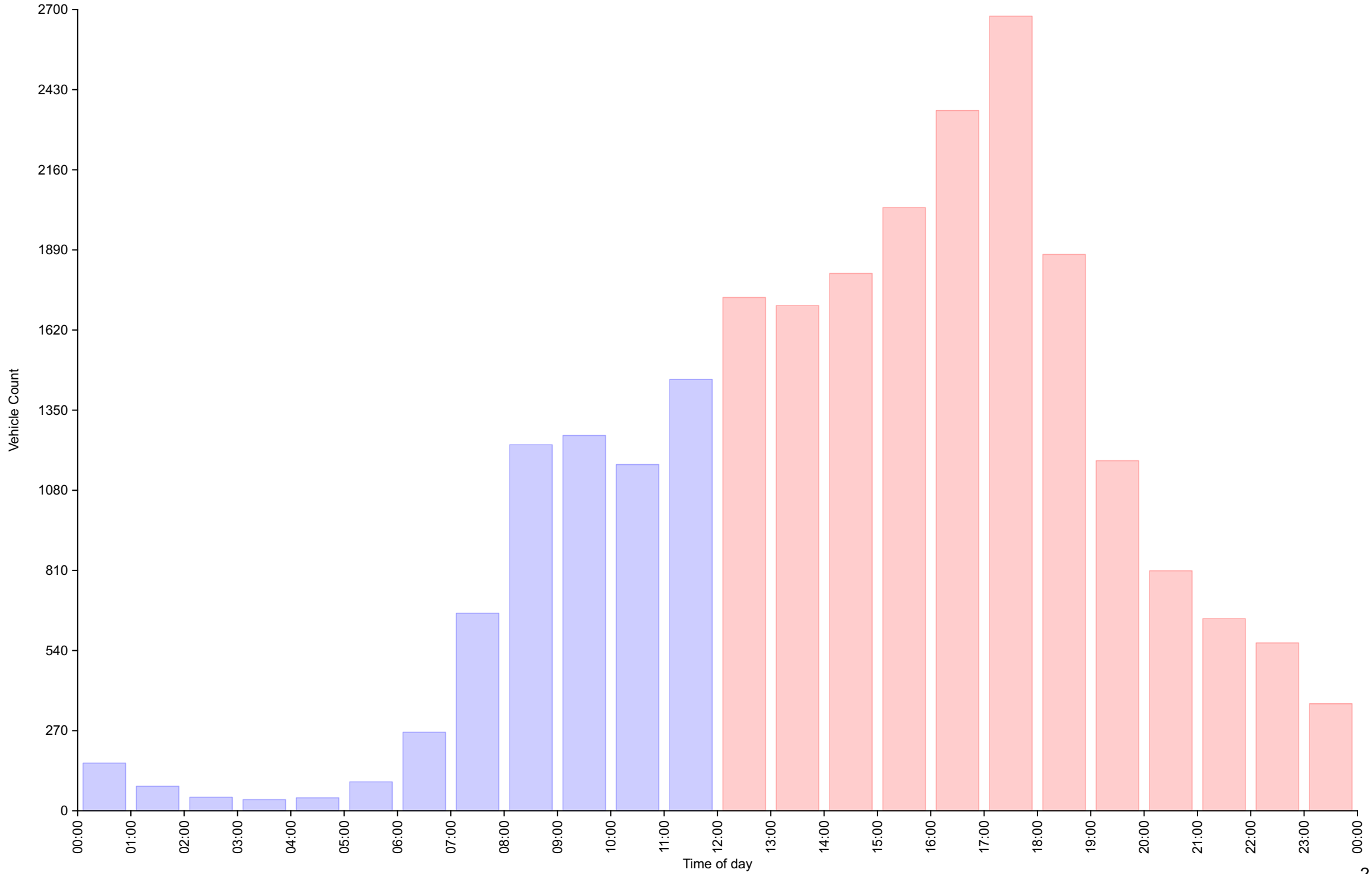
30th Percentile : 26.8 MPH
 50th Percentile : 29.4 MPH
 85th Percentile : 37.9 MPH
 95th Percentile : 43.3 MPH

Average Speed : 31.0 MPH
 Highest Speed : 69.0 MPH

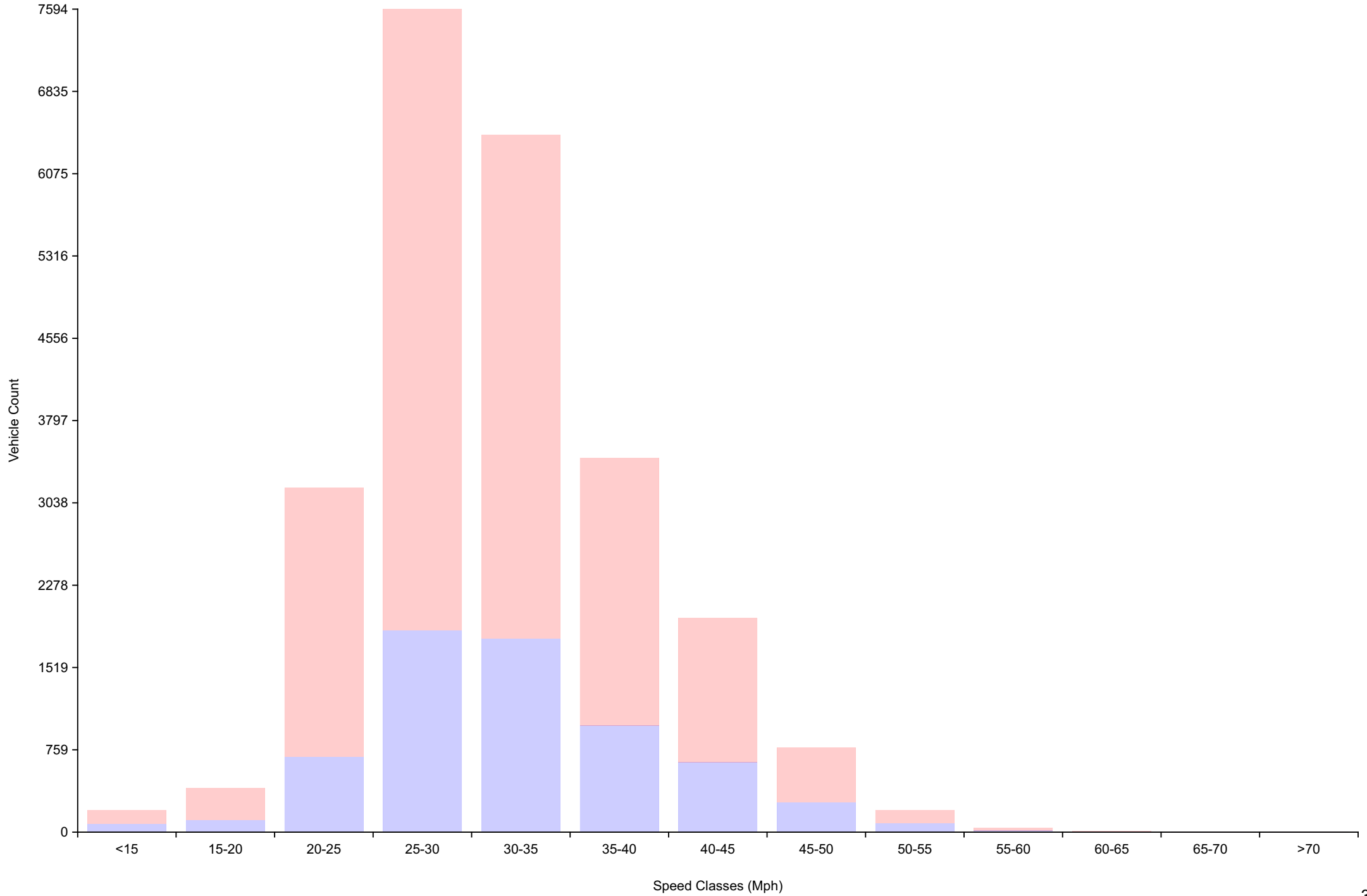
Total Over Speed Limit : 48.1 % (11688 / 24275)

Vehicle Counts By Hour

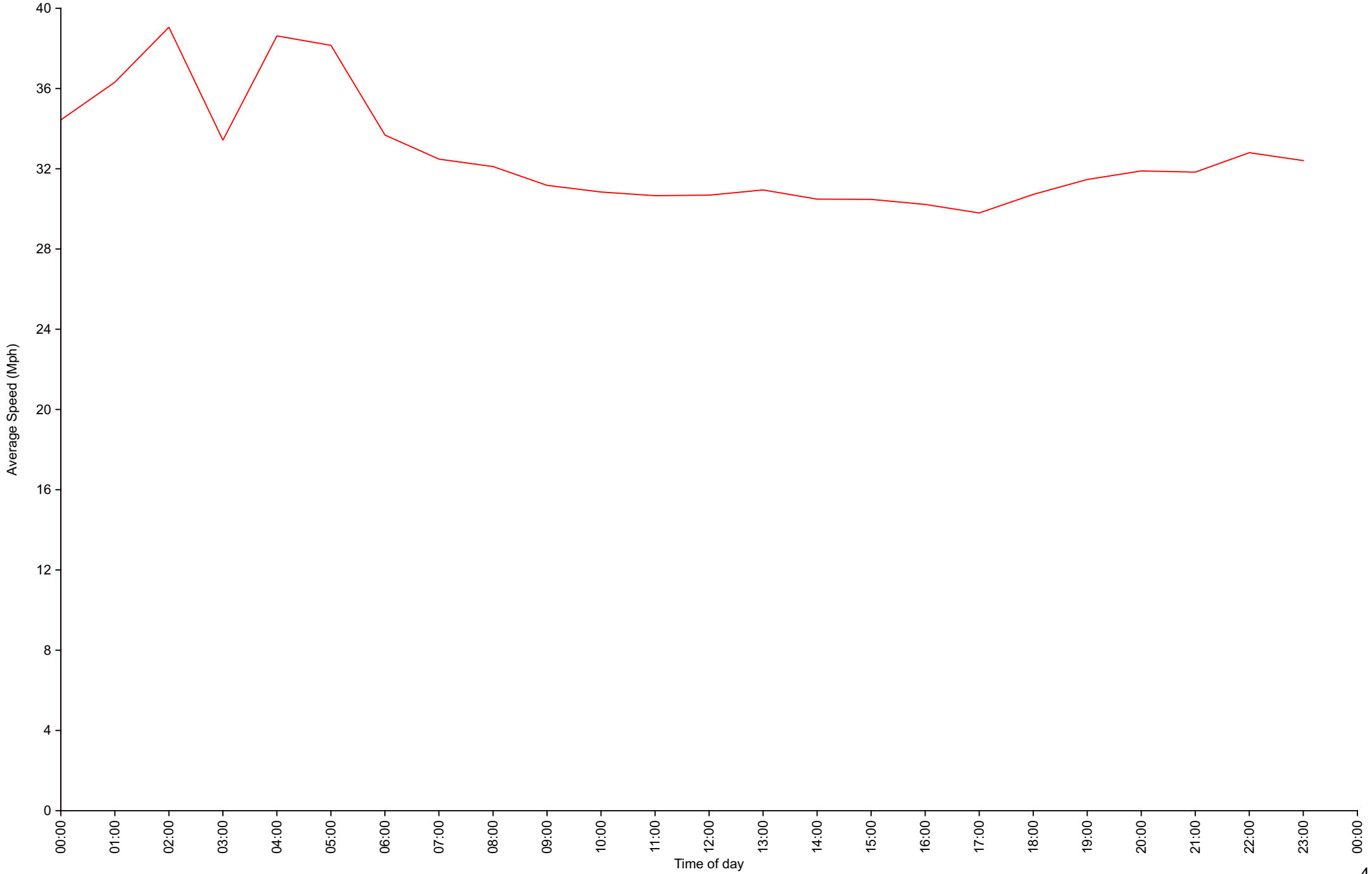
(60 Minute Resolution)



Vehicle Counts By Speed Class



Average Speed By Hour (60 Minute Resolution)



Cumulative Speed Distribution Curve

