

Traffic Report

Sites:S/N 0185-13 Wrexham Rd, Chester Side, MINI300 "30" c/w Data

Dates:Thu Oct 1 2015 - Thu Oct 15 2015

Directions:Southbound

Vehicle Speed Classes (Mph)

	<15	15 20	20 25	25 30	30 35	35 40	40 45	45 50	50 55	55 60	60 65	65 70	>70	Total	85th Percentile
00:00	1	2	7	36	53	40	35	15	10	0	1	0	0	200	43.3
01:00	0	1	6	11	31	20	23	18	4	5	0	0	0	119	45.7
02:00	0	1	3	5	13	19	15	7	2	0	2	0	0	67	44.5
03:00	0	1	1	7	10	5	8	6	6	1	0	0	0	45	49.2
04:00	0	2	1	5	10	11	11	11	3	2	0	0	0	56	47.5
05:00	1	4	5	32	23	27	16	11	4	1	0	0	0	124	43.1
06:00	5	6	27	68	46	54	50	26	9	7	0	0	1	299	43.8
07:00	18	24	52	174	171	102	65	46	14	1	0	0	0	667	40.8
08:00	33	42	132	280	292	168	103	41	12	2	0	0	0	1105	38.8
09:00	27	47	126	333	305	179	61	34	11	3	0	0	0	1126	36.9
10:00	23	39	136	331	294	139	51	36	4	1	1	0	0	1055	36.2
11:00	43	40	163	432	359	178	82	24	5	2	0	0	0	1328	36.5
12:00	40	62	249	478	462	233	102	39	10	1	0	1	0	1677	36.5
13:00	36	44	245	514	525	236	121	34	12	2	0	0	0	1769	36.5
14:00	33	53	272	557	494	239	120	32	13	3	1	0	0	1817	36.4
15:00	45	47	286	600	502	265	119	41	4	1	0	0	0	1910	36.3
16:00	62	54	345	667	581	287	139	53	11	2	1	0	0	2202	36.5
17:00	62	77	360	847	676	290	173	43	12	3	0	0	0	2543	36.1
18:00	38	58	274	577	494	233	110	51	12	4	0	0	0	1851	36.5
19:00	18	45	184	407	332	169	99	30	9	4	1	0	0	1298	36.9
20:00	13	23	100	259	224	136	82	33	9	5	0	0	0	884	38.7
21:00	7	25	52	167	156	117	62	22	6	3	1	0	0	618	39.1
22:00	3	20	58	152	142	81	37	26	10	2	0	0	0	531	38.7
23:00	4	7	33	104	98	63	37	21	6	0	1	0	0	374	40.0
AM Total	151	209	659	1714	1607	942	520	275	84	25	4	0	1		
PM Total	361	515	2458	5329	4686	2349	1201	425	114	30	5	1	0		
Total	512	724	3117	7043	6293	3291	1721	700	198	55	9	1	1		
Percent	2.16%	3.06%	13.17%	29.76%	26.59%	13.91%	7.27%	2.96%	0.84%	0.23%	0.04%	0.00%	0.00%		

Total Vehicles : 23665

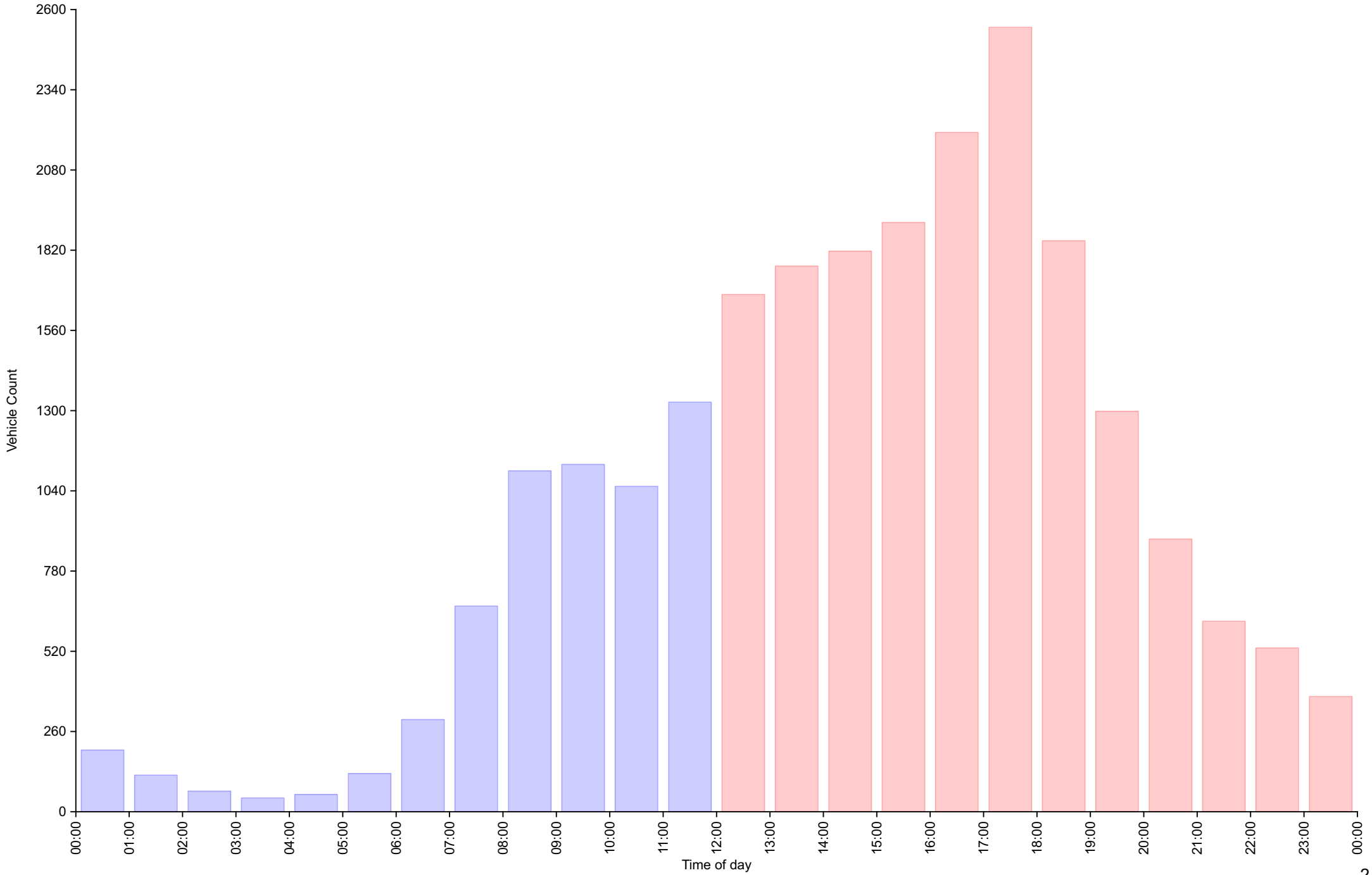
30th Percentile : 26.4 MPH
 50th Percentile : 29.2 MPH
 85th Percentile : 37.4 MPH
 95th Percentile : 43.1 MPH

Average Speed : 30.5 MPH
 Highest Speed : 73.0 MPH

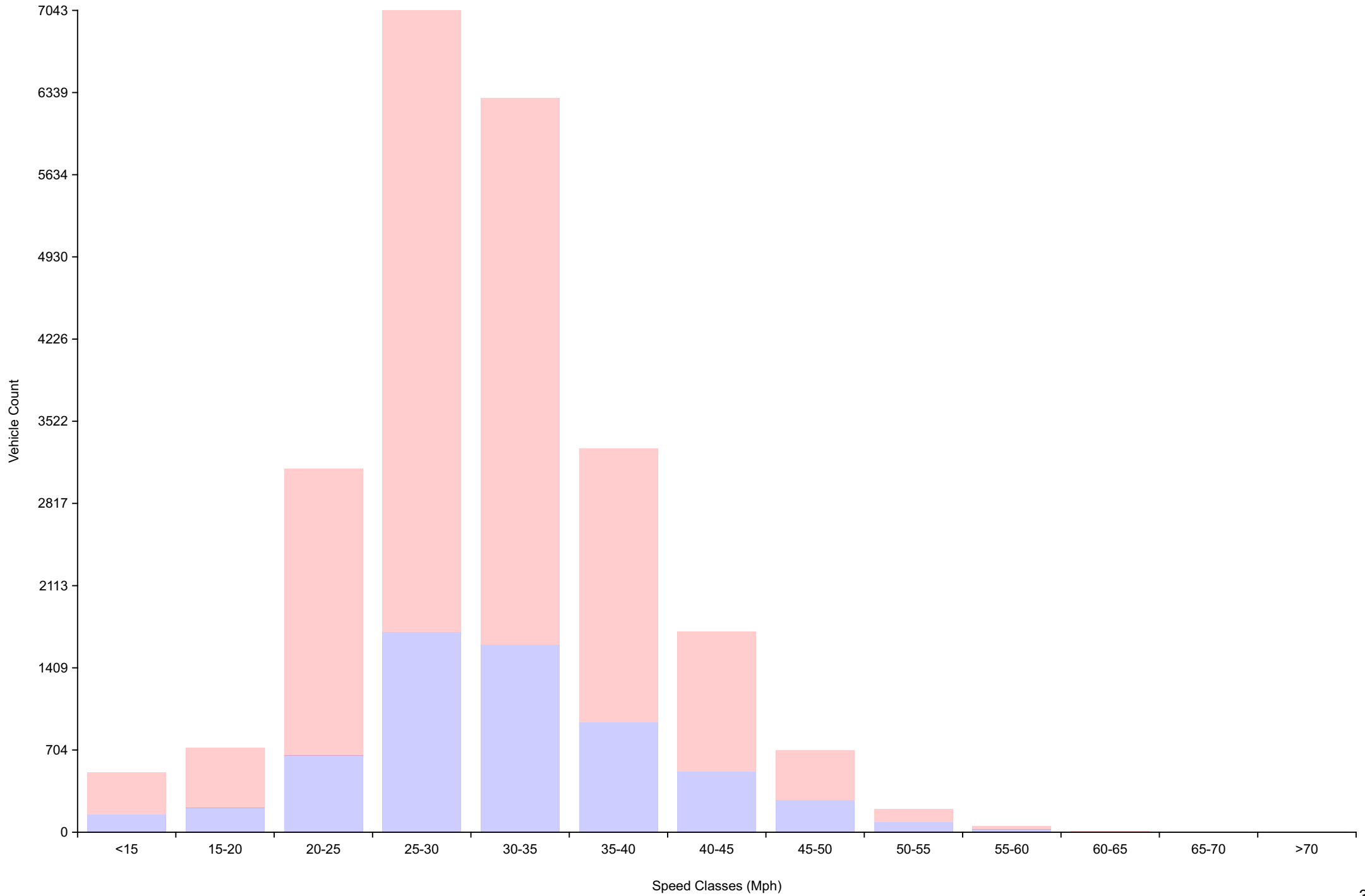
Total Over Speed Limit : 46.5 % (11000 / 23665)

Vehicle Counts By Hour

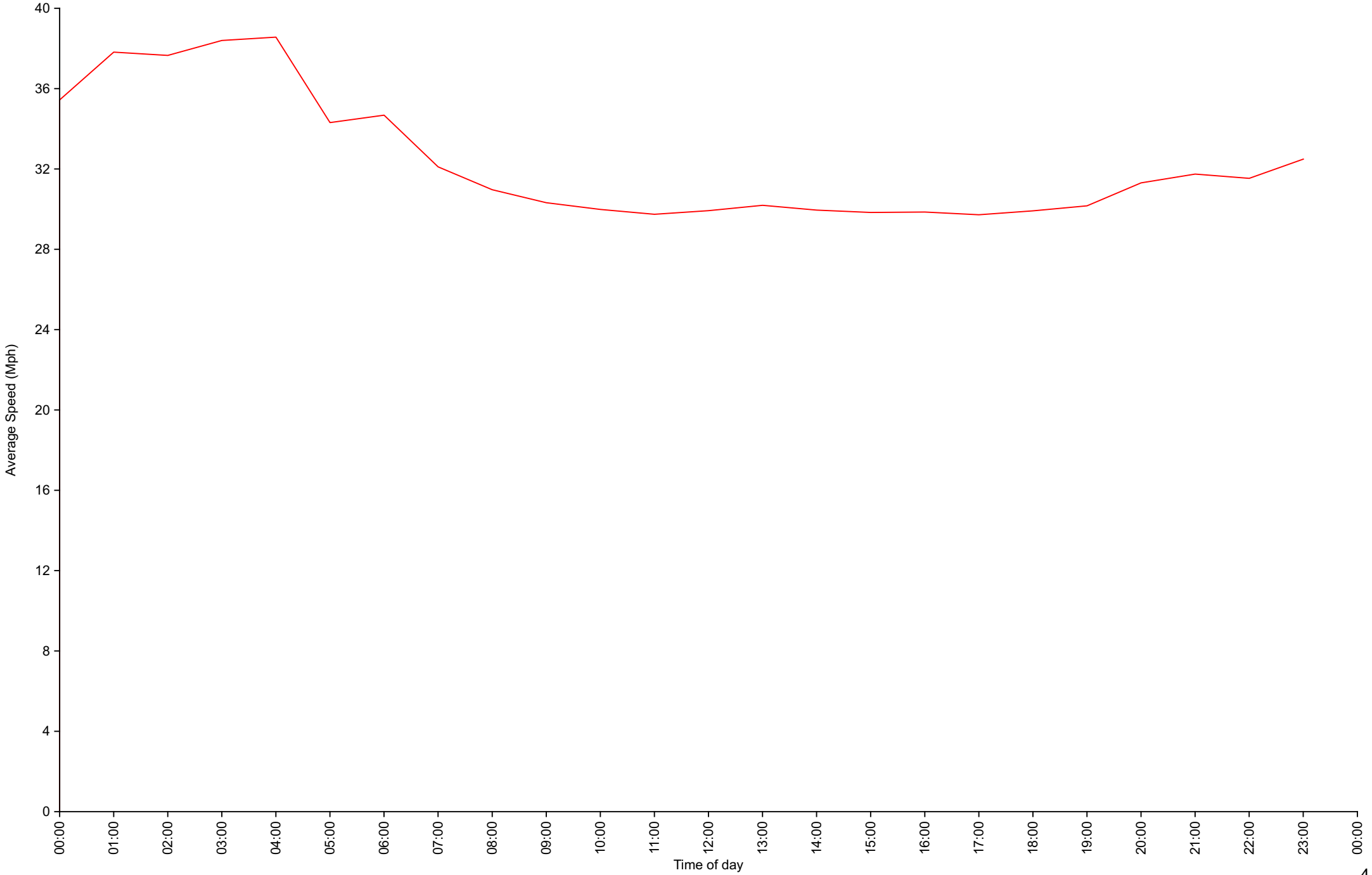
(60 Minute Resolution)



Vehicle Counts By Speed Class



Average Speed By Hour (60 Minute Resolution)



Cumulative Speed Distribution Curve

