

Traffic Report

Sites:S/N 0185-13 Wrexham Rd, Chester Side, MINI300 "30" c/w Data

Dates:Sun May 1 2016 - Sun May 15 2016

Directions:Southbound

Vehicle Speed Classes (Mph)

	<15	15 20	20 25	25 30	30 35	35 40	40 45	45 50	50 55	55 60	60 65	65 70	>70	Total	85th Percentile
00:00	0	3	8	38	48	49	48	18	11	3	1	0	0	227	43.9
01:00	0	0	8	18	17	27	20	19	7	1	1	0	0	118	45.9
02:00	0	0	0	8	14	14	16	5	4	2	1	0	0	64	46.4
03:00	0	0	3	4	7	8	5	4	4	0	0	0	0	35	46.5
04:00	0	1	0	8	9	7	7	3	0	0	2	0	0	37	43.5
05:00	1	1	4	26	30	25	30	12	12	6	0	0	0	147	48.2
06:00	5	10	20	80	69	34	44	33	13	9	4	0	0	321	45.2
07:00	4	11	53	180	174	103	74	42	28	4	2	0	0	675	41.9
08:00	9	23	113	332	322	212	127	51	11	1	0	1	0	1202	39.3
09:00	16	38	150	387	364	179	89	39	11	0	0	0	0	1273	37.5
10:00	13	27	153	365	390	209	96	38	5	1	0	0	0	1297	37.4
11:00	20	38	245	484	489	209	111	41	5	0	0	0	0	1642	36.3
12:00	28	28	284	621	564	277	150	45	9	0	1	0	0	2007	36.8
13:00	16	31	283	678	551	299	134	35	10	3	1	0	0	2041	36.8
14:00	14	32	310	627	591	289	165	56	16	1	0	0	0	2101	37.4
15:00	28	46	301	723	667	312	163	53	21	4	0	0	0	2318	37.0
16:00	28	54	389	797	738	346	191	55	13	0	1	0	0	2612	36.9
17:00	29	46	360	877	880	363	210	70	13	3	0	0	0	2851	36.9
18:00	23	48	239	586	567	296	173	66	22	5	0	0	0	2025	38.1
19:00	16	30	144	409	388	224	143	56	18	0	2	1	0	1431	39.1
20:00	3	16	97	311	268	163	116	43	7	4	0	0	0	1028	39.5
21:00	6	10	89	245	223	107	62	19	12	3	2	0	0	778	37.7
22:00	1	9	51	166	168	95	72	22	7	2	0	0	0	593	40.1
23:00	1	8	33	120	96	71	49	19	13	3	0	0	0	413	41.0
AM Total	68	152	757	1930	1933	1076	667	305	111	27	11	1	0		
PM Total	193	358	2580	6160	5701	2842	1628	539	161	28	7	1	0		
Total	261	510	3337	8090	7634	3918	2295	844	272	55	18	2	0		
Percent	0.96%	1.87%	12.25%	29.70%	28.03%	14.39%	8.43%	3.10%	1.00%	0.20%	0.07%	0.01%	0.00%		

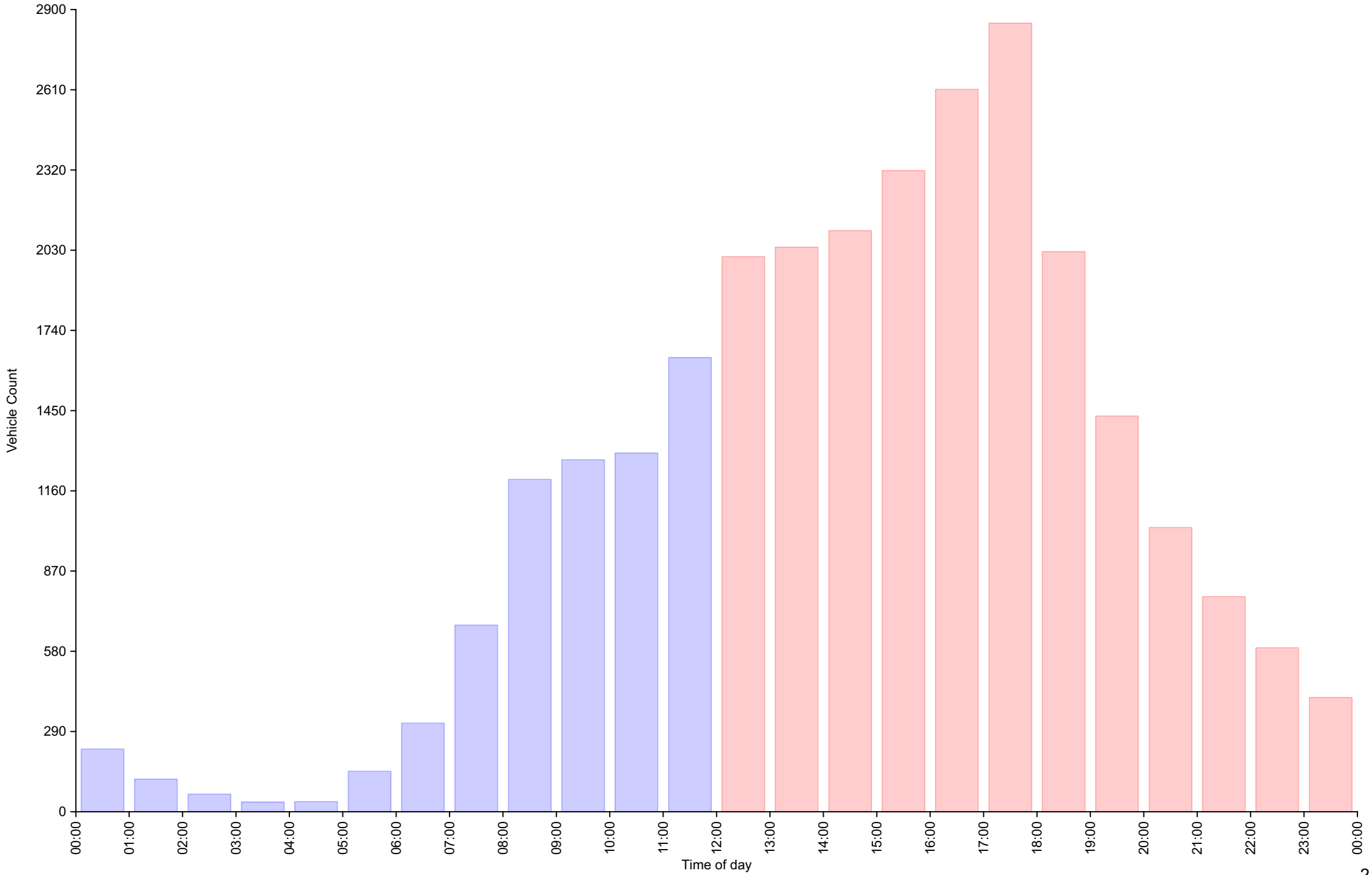
Total Vehicles : 27236

30th Percentile : 26.9 MPH
 50th Percentile : 29.7 MPH
 85th Percentile : 38.1 MPH
 95th Percentile : 43.5 MPH

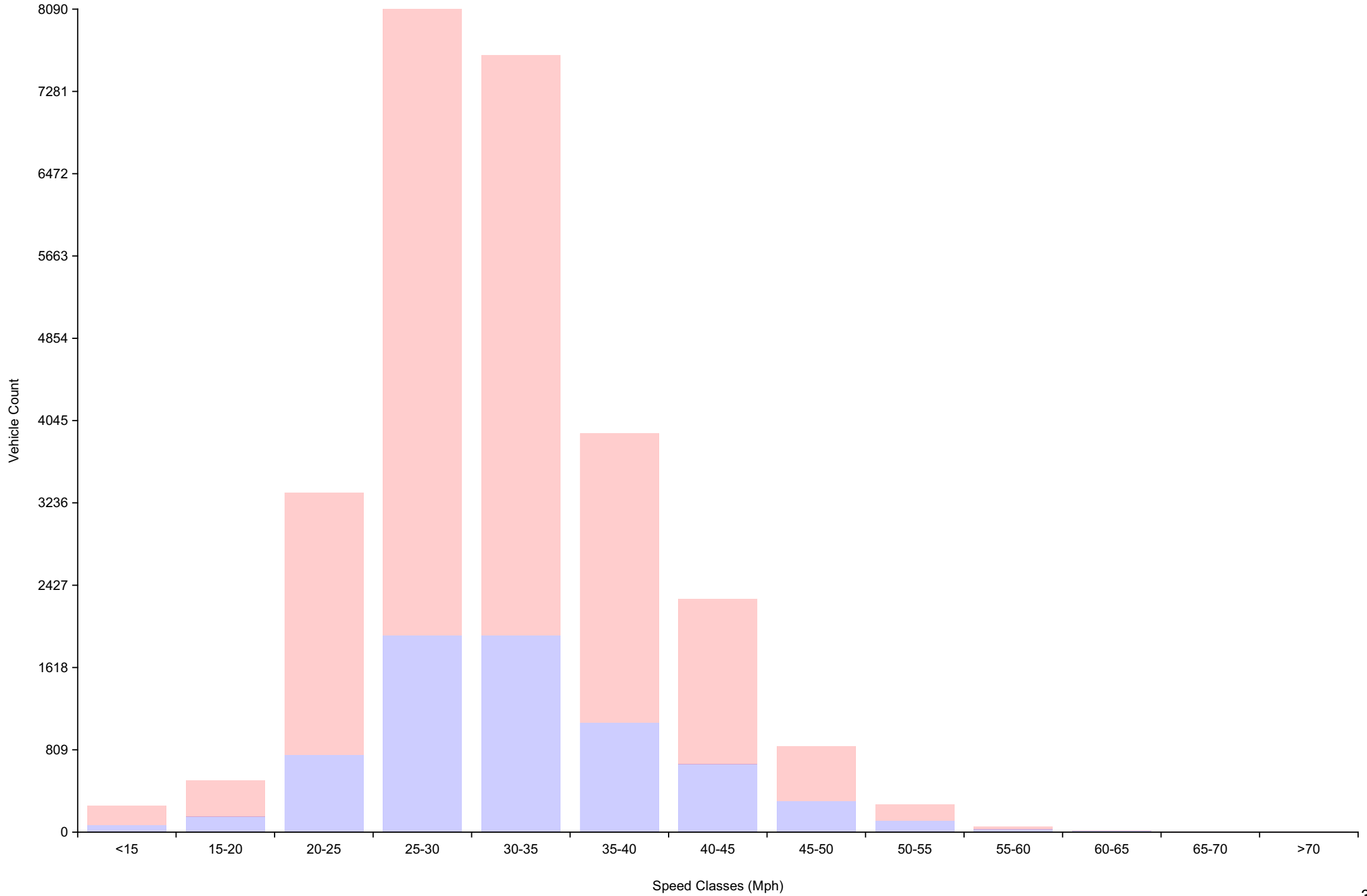
Average Speed : 31.2 MPH
 Highest Speed : 65.0 MPH

Total Over Speed Limit : 50.1 % (13648 / 27236)

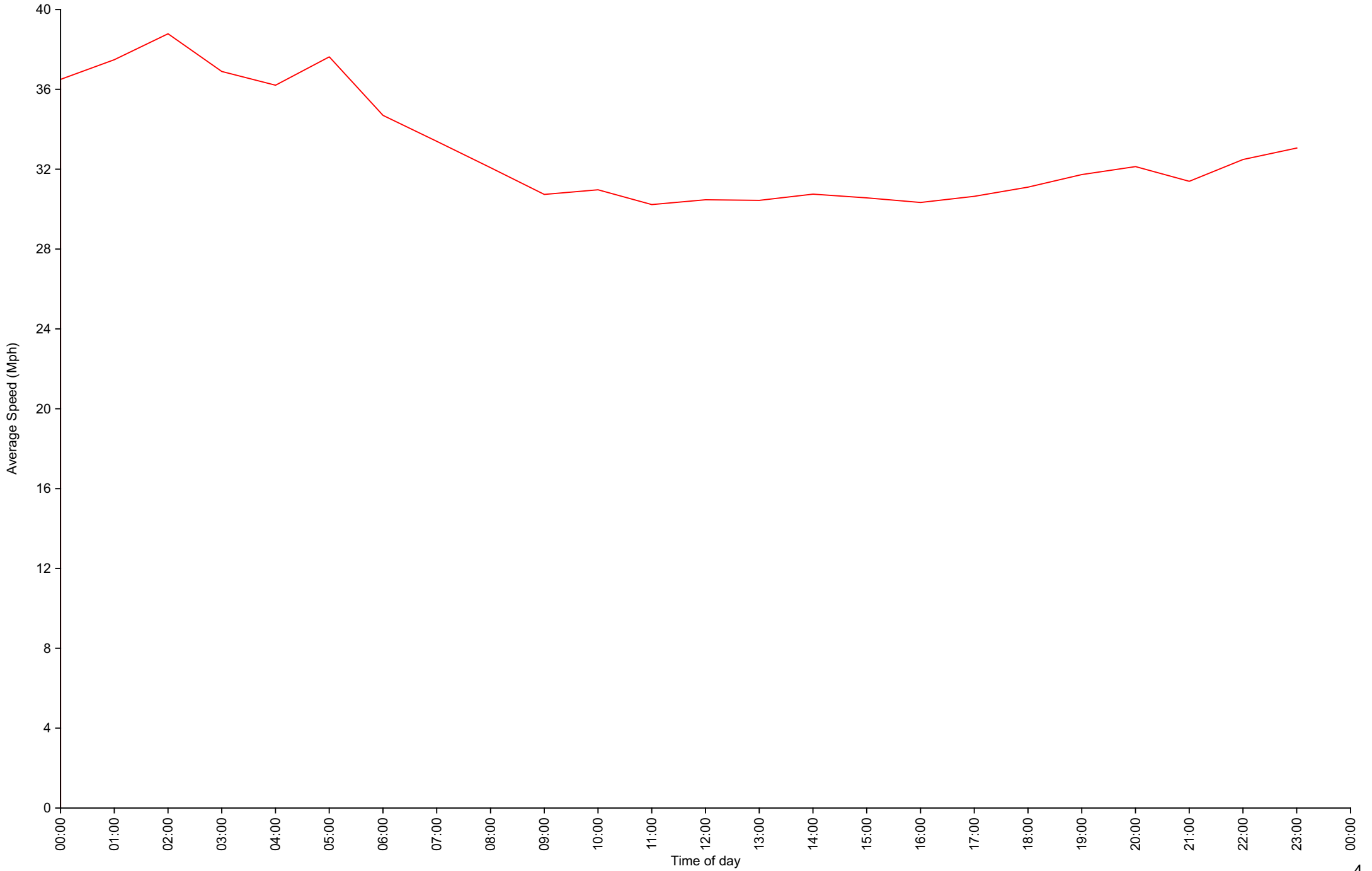
Vehicle Counts By Hour (60 Minute Resolution)



Vehicle Counts By Speed Class



Average Speed By Hour (60 Minute Resolution)



Cumulative Speed Distribution Curve

