

Traffic Report

Sites:S/N 0185-13 Wrexham Rd, Chester Side, MINI300 "30" c/w Data

Dates:Fri Apr 1 2016 - Thu Apr 14 2016

Directions:Southbound

Vehicle Speed Classes (Mph)

	<15	15 20	20 25	25 30	30 35	35 40	40 45	45 50	50 55	55 60	60 65	65 70	>70	Total	85th Percentile
00:00	0	0	24	113	84	82	65	36	15	4	0	0	0	423	43.2
01:00	0	0	14	27	46	73	58	34	14	0	4	0	0	270	45.2
02:00	0	0	6	30	28	23	37	37	7	3	0	0	0	171	46.0
03:00	0	4	0	19	21	18	9	17	0	0	0	0	0	88	45.2
04:00	0	0	4	22	30	31	30	12	4	0	0	0	0	133	42.7
05:00	0	0	4	53	83	43	36	36	21	9	0	0	0	285	46.9
06:00	6	16	33	173	171	115	109	49	12	0	0	0	0	684	41.9
07:00	10	24	102	463	434	286	166	104	28	14	3	0	0	1634	41.1
08:00	31	48	187	614	665	405	211	122	15	4	0	0	0	2302	39.1
09:00	35	47	305	836	688	435	191	62	22	1	0	0	0	2622	37.7
10:00	32	71	393	879	667	421	223	87	25	0	0	0	0	2798	37.8
11:00	48	70	475	1121	987	515	212	81	11	7	0	0	0	3527	36.6
12:00	45	53	628	1328	1067	548	314	88	13	0	0	0	0	4084	36.9
13:00	50	61	628	1349	1205	588	305	107	7	3	0	0	0	4303	36.7
14:00	48	98	637	1422	1153	617	319	89	31	3	0	0	0	4417	37.1
15:00	51	75	773	1586	1291	684	308	116	15	4	0	0	0	4903	36.7
16:00	38	117	849	1747	1522	648	346	154	17	8	0	0	0	5446	36.4
17:00	61	114	864	2014	1688	715	388	190	26	9	3	0	0	6072	36.9
18:00	46	78	588	1206	1260	603	352	212	61	9	0	0	0	4415	38.8
19:00	19	74	354	819	705	452	253	132	58	10	6	0	0	2882	39.4
20:00	11	41	235	603	541	344	194	82	29	7	0	0	0	2087	39.0
21:00	4	15	140	517	384	211	145	67	11	8	0	0	0	1502	39.2
22:00	4	6	108	356	341	183	136	63	20	5	0	0	0	1222	40.4
23:00	6	4	79	260	251	147	91	40	18	3	1	0	0	900	39.8
AM Total	162	280	1547	4350	3904	2447	1347	677	174	42	7	0	0		
PM Total	383	736	5883	13207	11408	5740	3151	1340	306	69	10	0	0		
Total	545	1016	7430	17557	15312	8187	4498	2017	480	111	17	0	0		
Percent	0.95%	1.78%	13.00%	30.71%	26.78%	14.32%	7.87%	3.53%	0.84%	0.19%	0.03%	0.00%	0.00%		

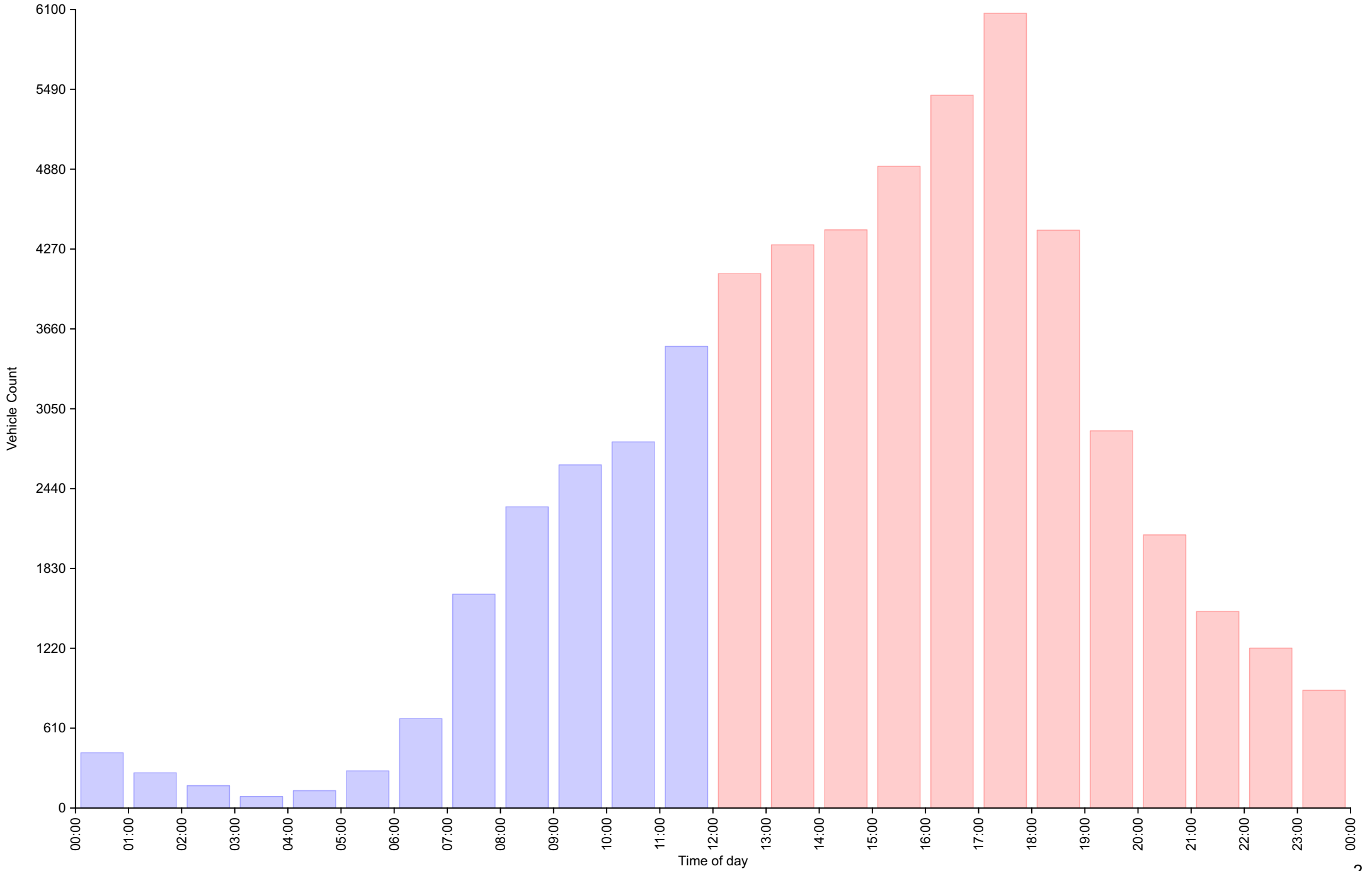
Total Vehicles : 57170

30th Percentile : 26.8 MPH
 50th Percentile : 29.5 MPH
 85th Percentile : 38.0 MPH
 95th Percentile : 43.6 MPH

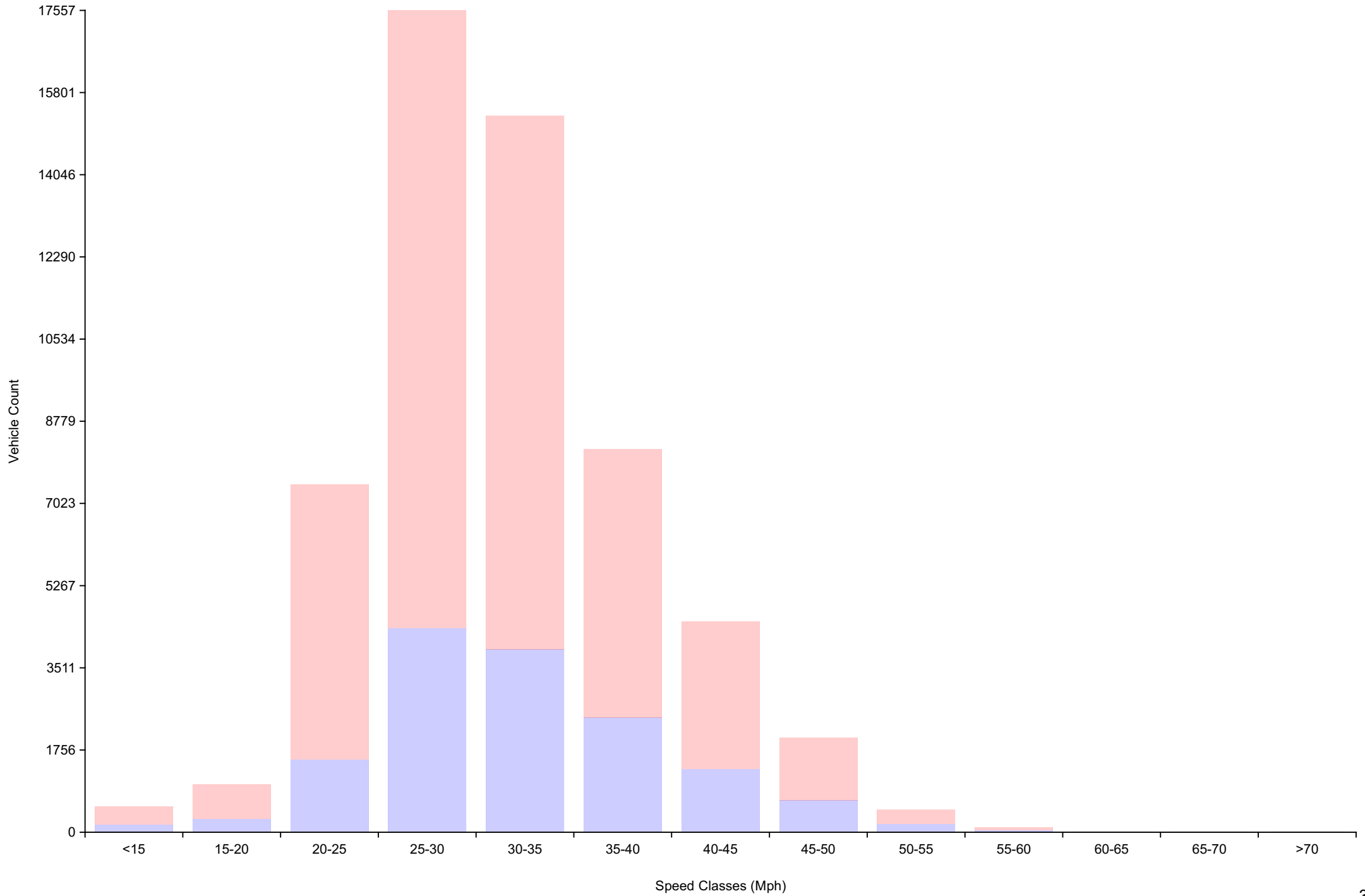
Average Speed : 31.0 MPH
 Highest Speed : 63.0 MPH

Total Over Speed Limit : 48.4 % (27694 / 57170)

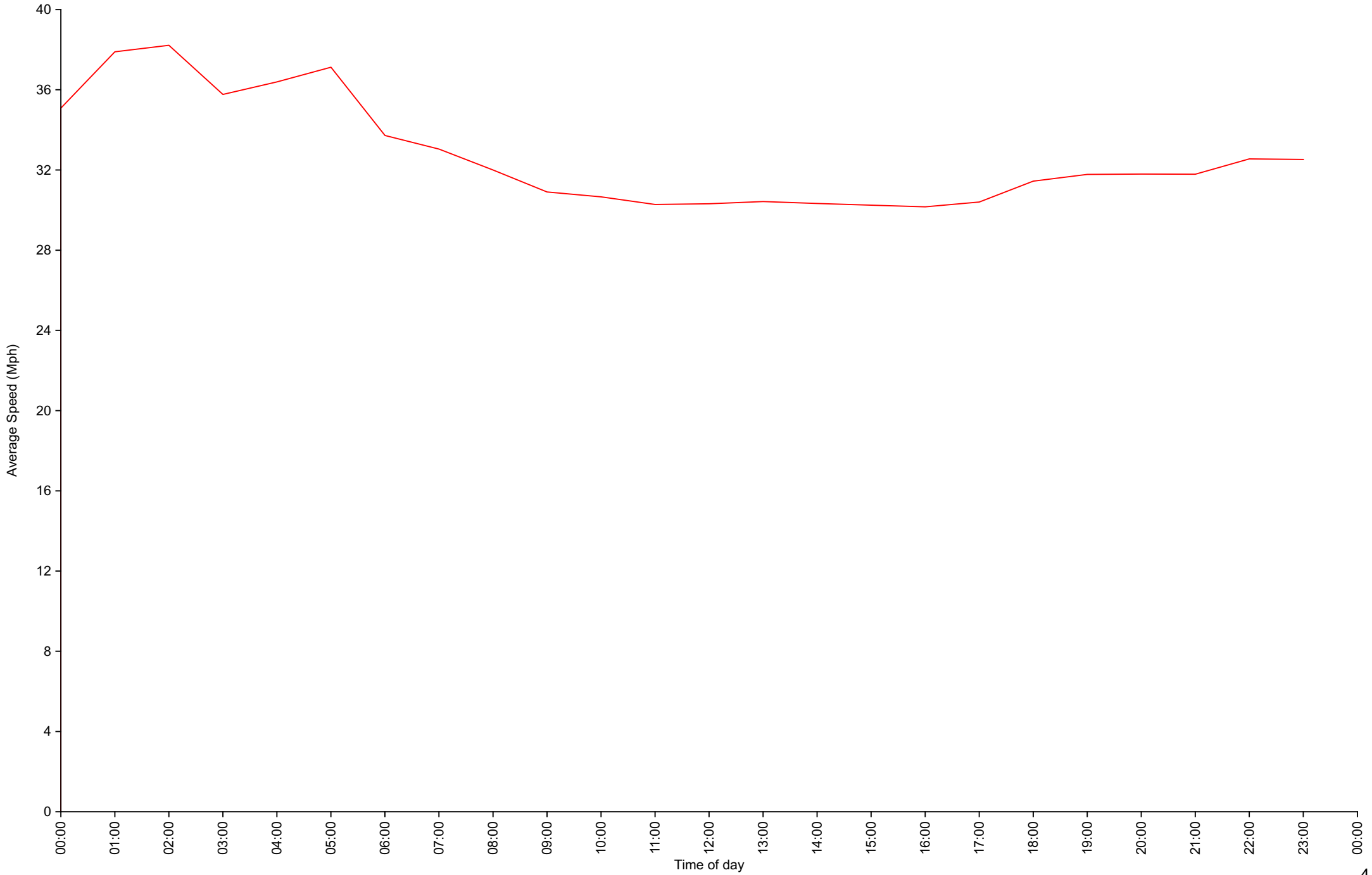
Vehicle Counts By Hour (60 Minute Resolution)



Vehicle Counts By Speed Class



Average Speed By Hour (60 Minute Resolution)



Cumulative Speed Distribution Curve

