

# Traffic Report

Sites:S/N 0185-13 Wrexham Rd, Chester Side, MINI300 "30" c/w Data

Dates:Sat Aug 1 2015 - Sat Aug 15 2015

Directions:Southbound

## Vehicle Speed Classes (Mph)

	<15	15 20	20 25	25 30	30 35	35 40	40 45	45 50	50 55	55 60	60 65	65 70	>70	Total	85th Percentile
00:00	0	1	12	36	42	38	35	11	8	0	0	0	0	183	42.5
01:00	0	0	2	19	22	29	25	9	6	2	1	<b>1</b>	0	116	45.1
02:00	0	1	0	9	12	19	15	10	6	3	1	0	0	76	47.6
03:00	0	1	0	6	10	11	15	9	7	4	2	0	0	65	<b>49.8</b>
04:00	0	0	1	10	13	17	14	11	3	0	0	0	0	69	45.3
05:00	1	3	4	15	20	26	25	16	4	3	1	0	0	118	46.1
06:00	4	4	17	56	62	68	49	30	20	<b>6</b>	2	0	0	318	44.9
07:00	14	41	42	130	166	112	96	<b>55</b>	<b>23</b>	6	<b>3</b>	0	0	688	42.9
08:00	31	<b>53</b>	99	231	233	172	99	32	14	2	0	0	0	966	39.1
09:00	<b>32</b>	47	114	319	288	132	90	37	8	0	0	0	0	1067	37.4
10:00	14	28	127	366	271	171	87	32	12	0	1	0	<b>1</b>	1110	37.8
11:00	17	32	<b>175</b>	<b>425</b>	<b>353</b>	<b>198</b>	<b>108</b>	33	6	5	1	0	0	<b>1353</b>	37.2
12:00	18	44	230	545	416	218	94	30	10	2	0	0	0	1607	36.3
13:00	13	33	235	537	489	216	120	43	8	0	1	0	0	1695	37.0
14:00	15	35	254	566	473	250	117	51	9	0	0	0	0	1770	36.7
15:00	18	43	282	600	506	274	124	46	16	1	0	0	0	1910	36.8
16:00	16	41	289	706	584	313	153	65	7	1	0	0	0	2175	37.0
17:00	<b>30</b>	<b>51</b>	<b>315</b>	<b>776</b>	<b>769</b>	<b>332</b>	<b>201</b>	66	19	1	1	0	0	<b>2561</b>	37.4
18:00	23	34	198	493	491	279	178	<b>75</b>	17	4	0	<b>1</b>	0	1793	39.1
19:00	8	25	156	339	311	184	118	50	<b>21</b>	4	0	0	0	1216	39.4
20:00	6	18	95	277	262	159	110	51	8	4	<b>2</b>	0	0	992	<b>40.0</b>
21:00	2	8	77	200	168	109	64	24	9	<b>7</b>	0	0	0	668	39.3
22:00	2	3	49	140	146	74	49	19	5	2	2	0	0	491	39.4
23:00	3	8	31	86	108	67	41	14	5	3	1	1	0	368	39.9
AM Total	113	211	593	<b>1622</b>	1492	993	658	285	117	31	12	1	1		
PM Total	154	343	2211	<b>5265</b>	4723	2475	1369	534	134	29	7	2	0		
Total	267	554	2804	<b>6887</b>	6215	3468	2027	819	251	60	19	3	1		
Percent	1.14%	2.37%	12.00%	<b>29.46%</b>	26.59%	14.84%	8.67%	3.50%	1.07%	0.26%	0.08%	0.01%	0.00%		

Total Vehicles : 23375

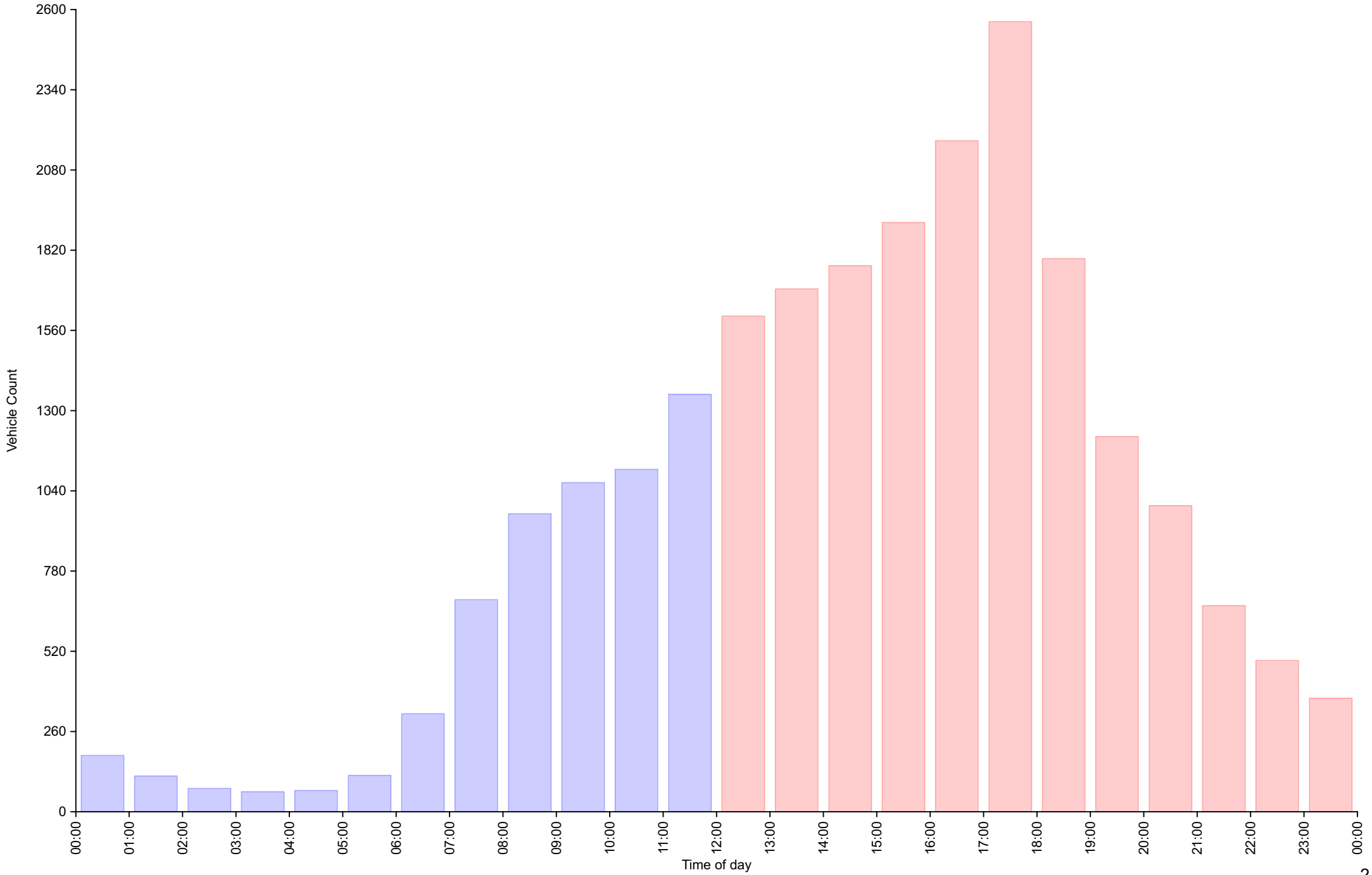
30th Percentile : 26.9 MPH  
 50th Percentile : 29.7 MPH  
 85th Percentile : 38.4 MPH  
 95th Percentile : 43.9 MPH

Average Speed : 31.2 MPH  
 Highest Speed : 74.0 MPH

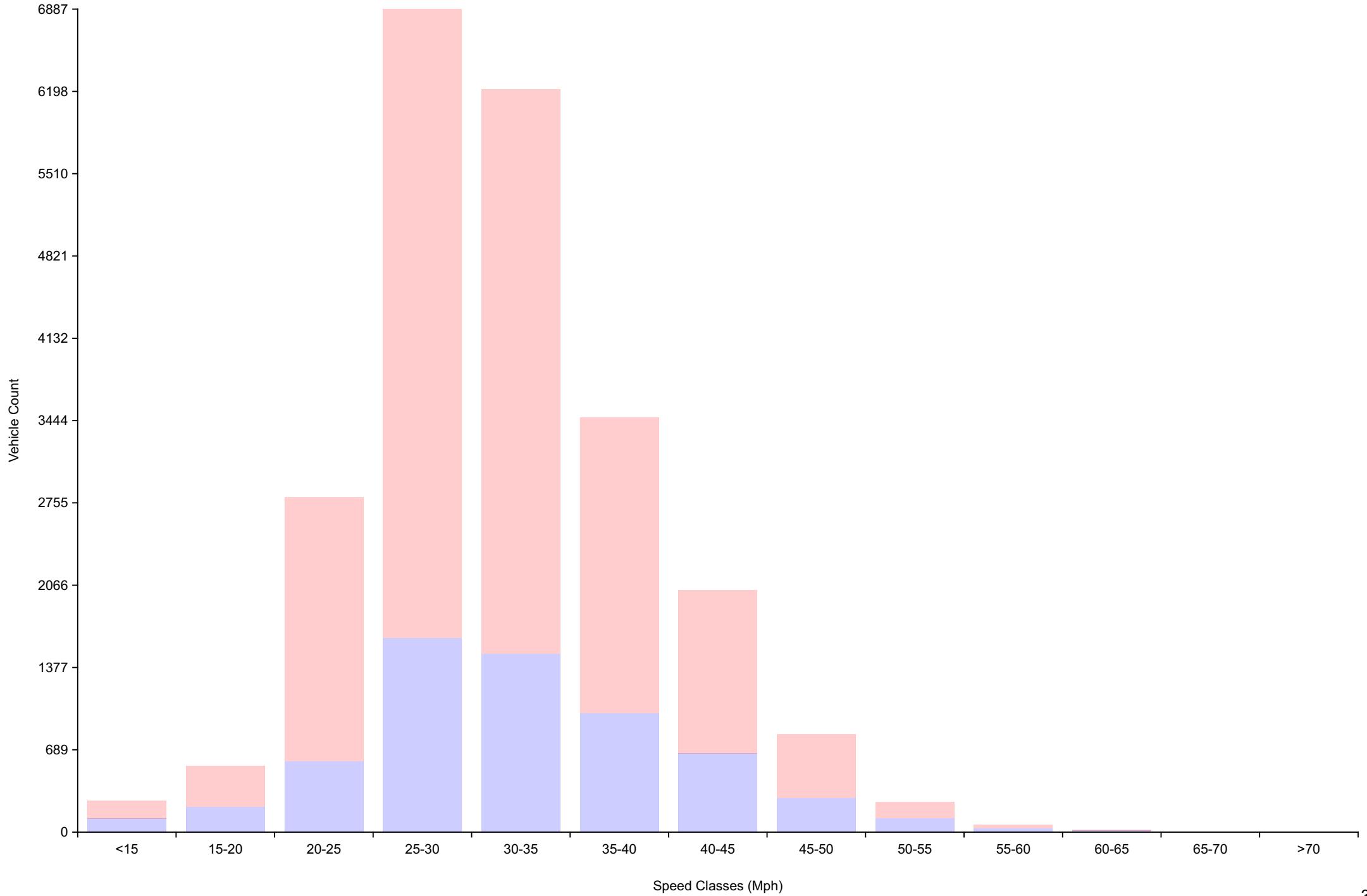
Total Over Speed Limit : 49.9 % (11671 / 23375)

# Vehicle Counts By Hour

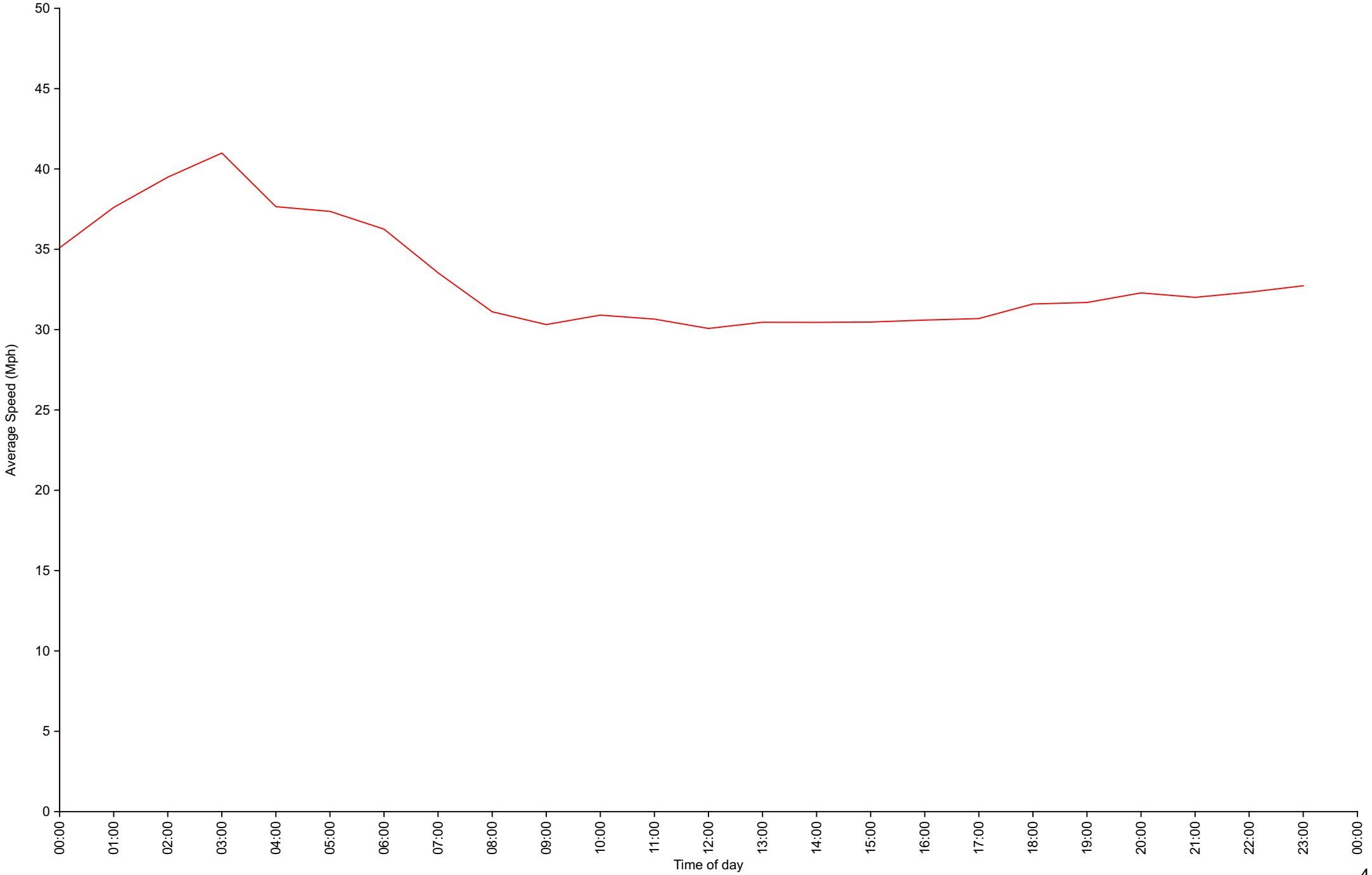
(60 Minute Resolution)



# Vehicle Counts By Speed Class



# Average Speed By Hour (60 Minute Resolution)



# Cumulative Speed Distribution Curve

