

# Traffic Report

Sites:S/N 0186-13 Wrexham Rd, Nr Grosvenor Arms. MINI 300 "30" c/w Data

Dates:Thu Oct 1 2015 - Thu Oct 15 2015

Directions:Northbound

## Vehicle Speed Classes (Mph)

	<15	15 20	20 25	25 30	30 35	35 40	40 45	45 50	50 55	55 60	60 65	65 70	>70	Total	85th Percentile
00:00	2	16	23	65	58	20	11	0	1	0	0	0	0	196	34.4
01:00	0	4	14	30	13	16	8	5	3	0	<b>1</b>	0	0	94	42.3
02:00	0	0	4	18	20	24	10	2	1	0	0	0	0	79	39.3
03:00	0	1	3	7	10	14	1	8	0	0	0	0	0	44	<b>45.4</b>
04:00	0	0	2	18	13	21	7	5	4	1	0	0	0	71	43.8
05:00	1	2	17	66	50	45	24	14	<b>6</b>	<b>2</b>	0	0	0	227	42.2
06:00	6	22	102	208	159	105	44	<b>19</b>	6	0	0	0	0	671	36.8
07:00	30	141	340	771	415	150	43	8	5	0	0	0	0	1903	32.7
08:00	<b>70</b>	<b>280</b>	<b>535</b>	<b>1166</b>	<b>488</b>	149	33	5	2	0	0	0	0	<b>2728</b>	31.0
09:00	22	71	300	496	382	<b>174</b>	<b>45</b>	12	2	0	0	0	0	1504	34.1
10:00	33	118	249	505	378	115	39	2	0	0	0	0	0	1439	32.9
11:00	31	104	294	439	370	108	29	4	0	0	0	0	0	1379	32.7
12:00	21	66	<b>295</b>	434	355	137	<b>34</b>	1	0	0	0	0	0	1343	33.4
13:00	15	71	267	442	<b>367</b>	126	27	4	1	0	0	0	0	1320	33.4
14:00	22	64	228	445	345	129	31	7	0	0	0	0	0	1271	33.5
15:00	11	78	290	443	350	133	23	4	1	0	0	0	0	1333	33.3
16:00	<b>25</b>	83	266	403	324	136	34	6	3	0	0	0	0	1280	33.7
17:00	13	<b>110</b>	294	<b>461</b>	350	<b>155</b>	33	2	2	0	0	0	0	<b>1420</b>	33.6
18:00	10	75	222	400	306	103	34	9	1	0	0	0	0	1160	33.3
19:00	9	41	174	317	211	73	34	<b>10</b>	1	0	0	0	0	870	33.5
20:00	5	27	134	230	156	75	12	9	1	0	0	0	0	649	34.0
21:00	5	22	86	205	111	44	15	2	<b>4</b>	<b>1</b>	0	0	0	495	33.2
22:00	1	21	85	130	108	37	7	7	0	1	0	0	0	397	33.5
23:00	1	21	50	102	47	26	10	5	2	0	0	0	0	264	<b>34.3</b>
AM Total	195	759	1883	<b>3789</b>	2356	941	294	84	30	3	1	0	0		
PM Total	138	679	2391	<b>4012</b>	3030	1174	294	66	16	2	0	0	0		
Total	333	1438	4274	<b>7801</b>	5386	2115	588	150	46	5	1	0	0		
Percent	1.50%	6.50%	19.31%	<b>35.24%</b>	24.33%	9.55%	2.66%	0.68%	0.21%	0.02%	0.00%	0.00%	0.00%		

Total Vehicles : 22137

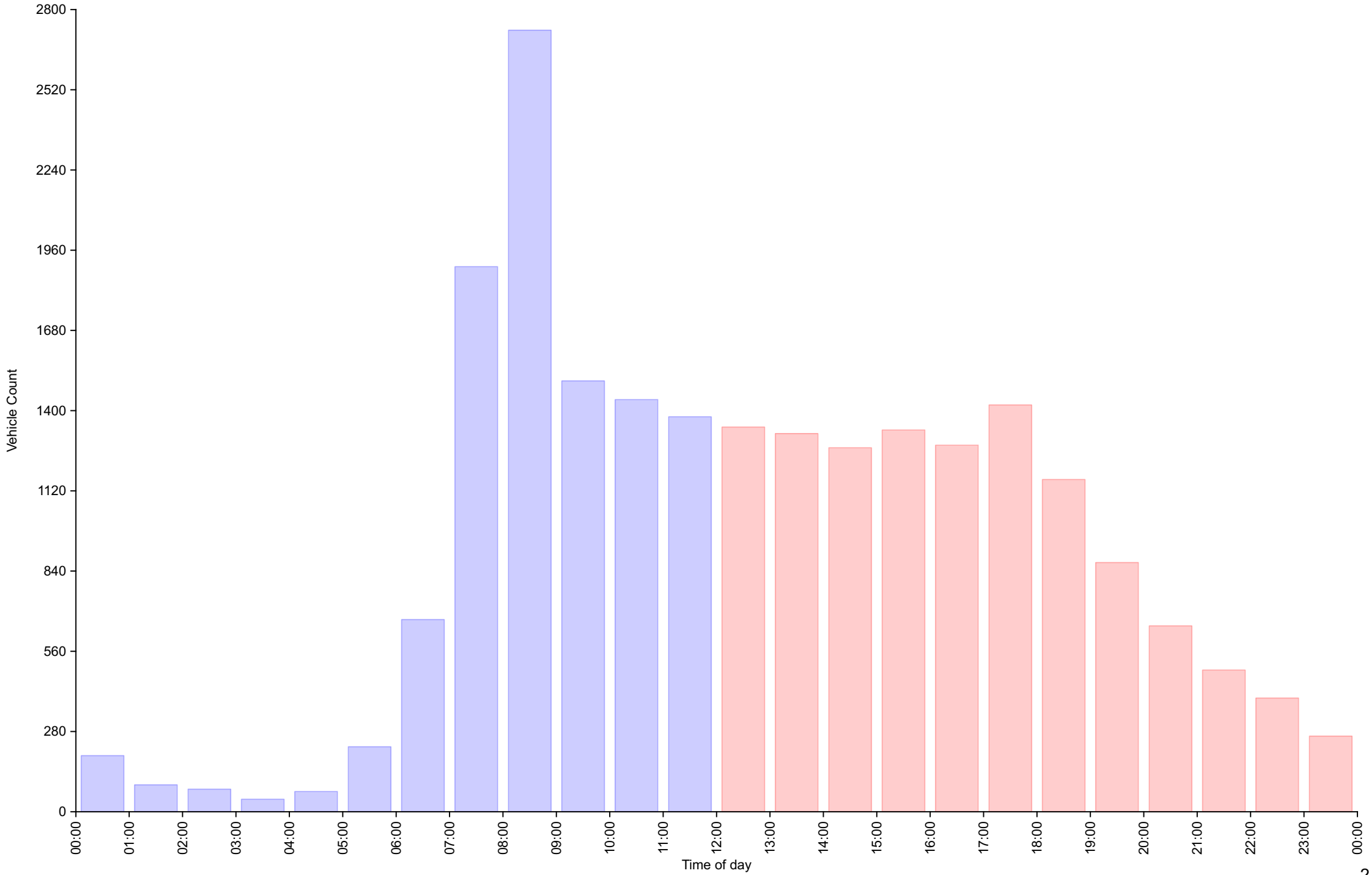
30th Percentile : 24.4 MPH  
 50th Percentile : 27.2 MPH  
 85th Percentile : 33.4 MPH  
 95th Percentile : 37.8 MPH

Average Speed : 27.9 MPH  
 Highest Speed : 64.0 MPH

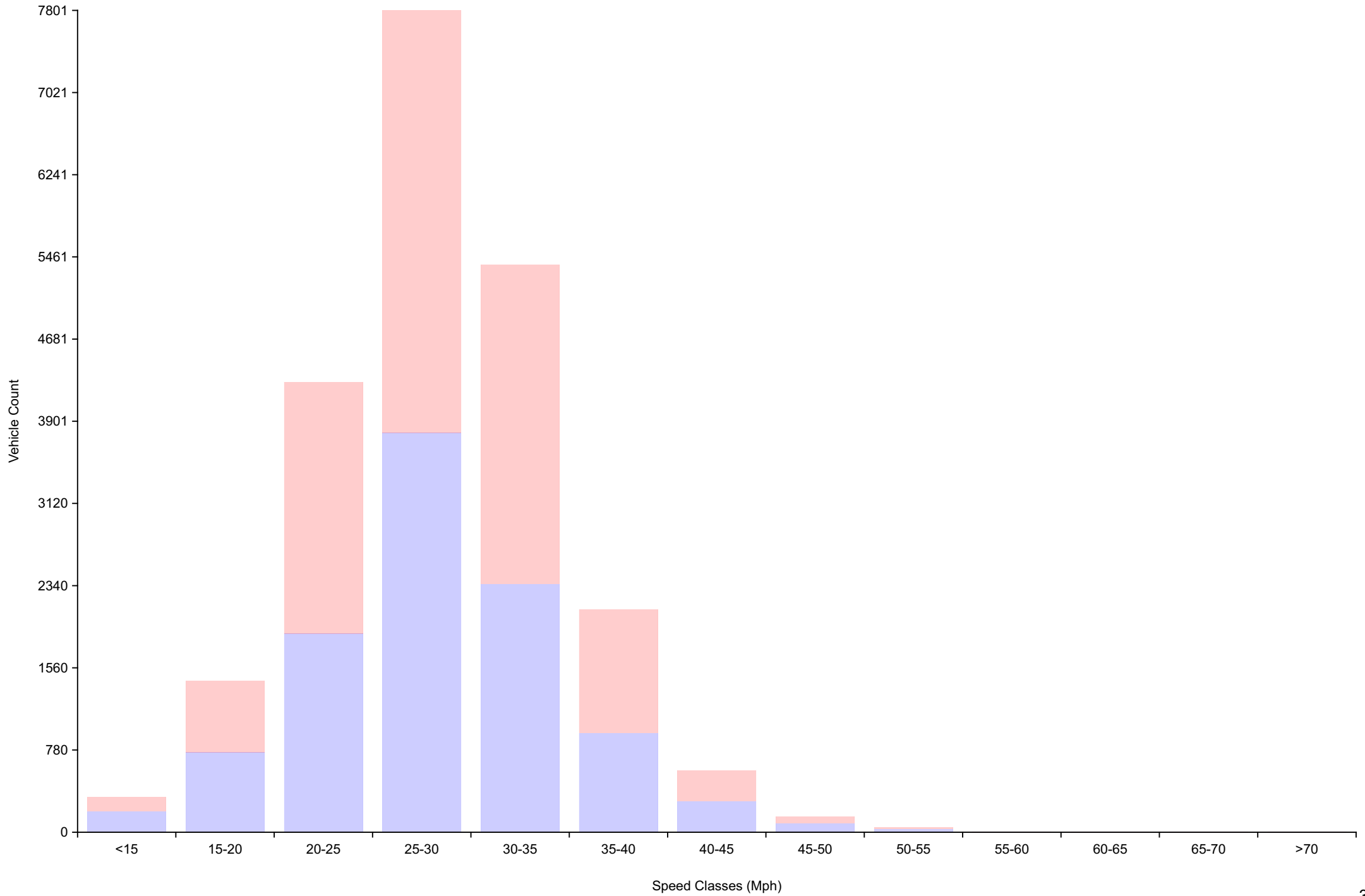
Total Over Speed Limit : 32.2 % (7136 / 22137)

# Vehicle Counts By Hour

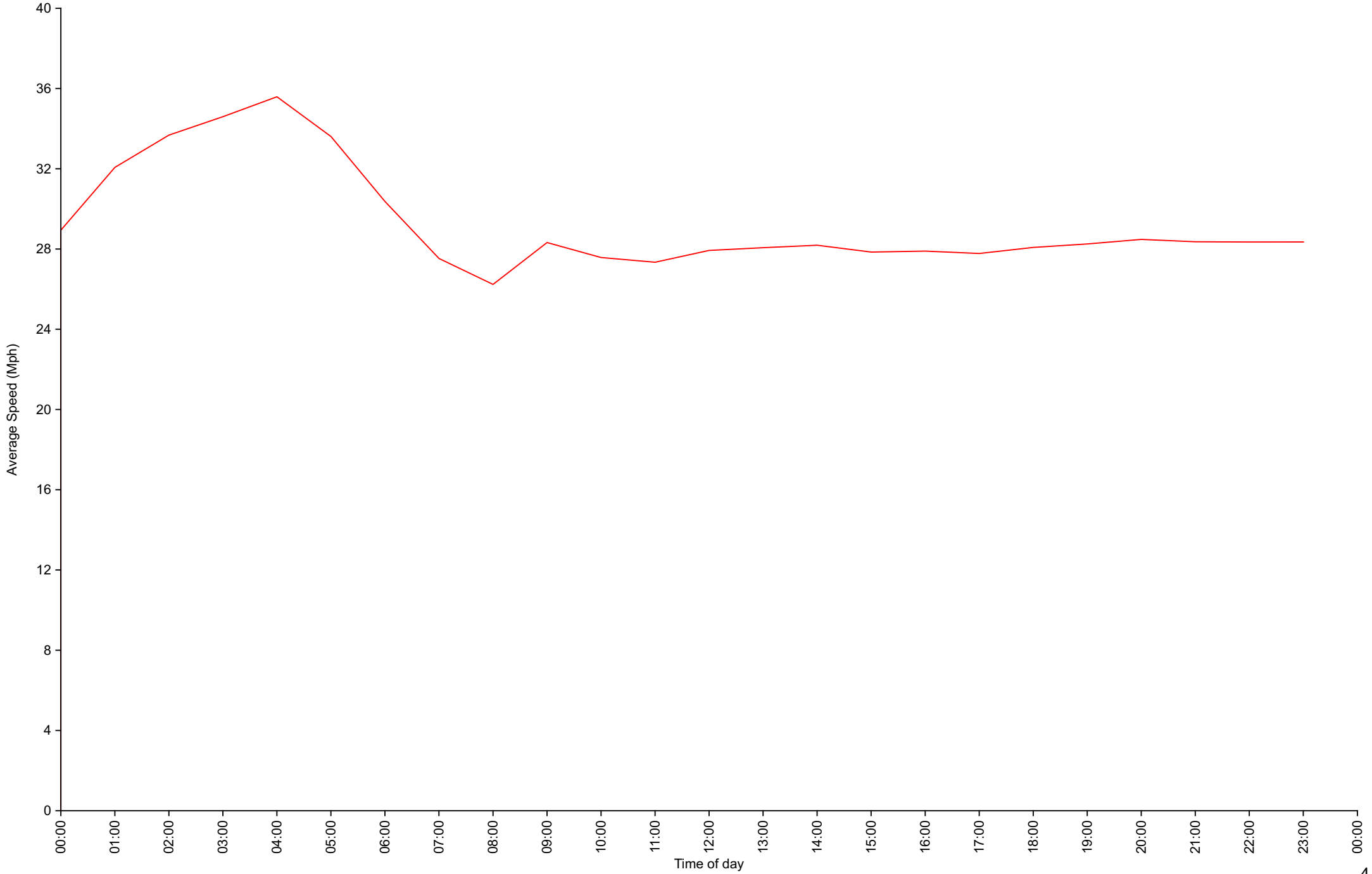
(60 Minute Resolution)



# Vehicle Counts By Speed Class



# Average Speed By Hour (60 Minute Resolution)



# Cumulative Speed Distribution Curve

