

Traffic Report

Sites:S/N 0186-13 Wrexham Rd, Nr Grosvenor Arms. MINI 300 "30" c/w Data

Dates:Fri Apr 1 2016 - Fri Apr 15 2016

Directions:Northbound

Vehicle Speed Classes (Mph)

	<15	15 20	20 25	25 30	30 35	35 40	40 45	45 50	50 55	55 60	60 65	65 70	>70	Total	85th Percentile
00:00	2	6	39	65	51	36	15	7	0	0	0	0	0	221	37.7
01:00	1	0	8	41	28	20	13	4	0	2	0	0	0	117	39.7
02:00	0	3	9	28	14	15	13	0	0	0	0	0	0	82	39.2
03:00	0	2	13	13	17	10	11	10	0	1	0	0	0	77	43.6
04:00	0	4	12	28	8	17	9	7	1	2	0	0	0	88	42.2
05:00	8	7	46	87	89	73	52	14	5	0	0	0	0	381	40.0
06:00	13	43	154	364	238	128	68	16	8	0	0	0	0	1032	36.3
07:00	29	173	466	1098	590	246	81	5	0	0	0	0	0	2688	33.1
08:00	49	276	663	1372	789	240	41	6	2	0	0	0	0	3438	32.1
09:00	39	143	454	836	679	226	71	5	0	0	0	0	0	2453	33.3
10:00	34	175	473	898	694	226	49	5	2	0	0	0	0	2556	32.9
11:00	38	145	526	849	681	284	52	11	1	0	0	0	0	2587	33.5
12:00	60	186	467	904	658	247	60	12	1	0	0	0	0	2595	33.3
13:00	28	137	491	830	641	234	56	6	0	0	0	0	0	2423	33.3
14:00	36	150	450	885	661	178	61	7	2	0	0	0	0	2430	32.9
15:00	33	146	442	731	610	199	56	8	1	0	0	0	0	2226	33.0
16:00	14	170	477	737	578	216	47	8	0	0	0	0	0	2247	33.0
17:00	23	142	430	741	546	189	68	12	3	0	0	0	0	2154	33.4
18:00	19	110	395	653	489	232	55	7	0	0	0	0	0	1960	34.0
19:00	6	86	301	514	408	139	42	11	2	0	0	0	0	1509	33.2
20:00	7	52	163	419	229	67	16	5	3	0	0	0	0	961	32.1
21:00	1	53	174	374	199	73	31	5	2	0	0	0	0	912	32.6
22:00	2	23	134	247	173	68	25	12	2	0	0	0	0	686	34.3
23:00	2	12	77	156	129	64	27	6	2	0	0	0	0	475	36.4
AM Total	213	977	2863	5679	3878	1521	475	90	19	5	0	0	0		
PM Total	231	1267	4001	7191	5321	1906	544	99	18	0	0	0	0		
Total	444	2244	6864	12870	9199	3427	1019	189	37	5	0	0	0		
Percent	1.22%	6.18%	18.91%	35.46%	25.34%	9.44%	2.81%	0.52%	0.10%	0.01%	0.00%	0.00%	0.00%		

Total Vehicles : 36298

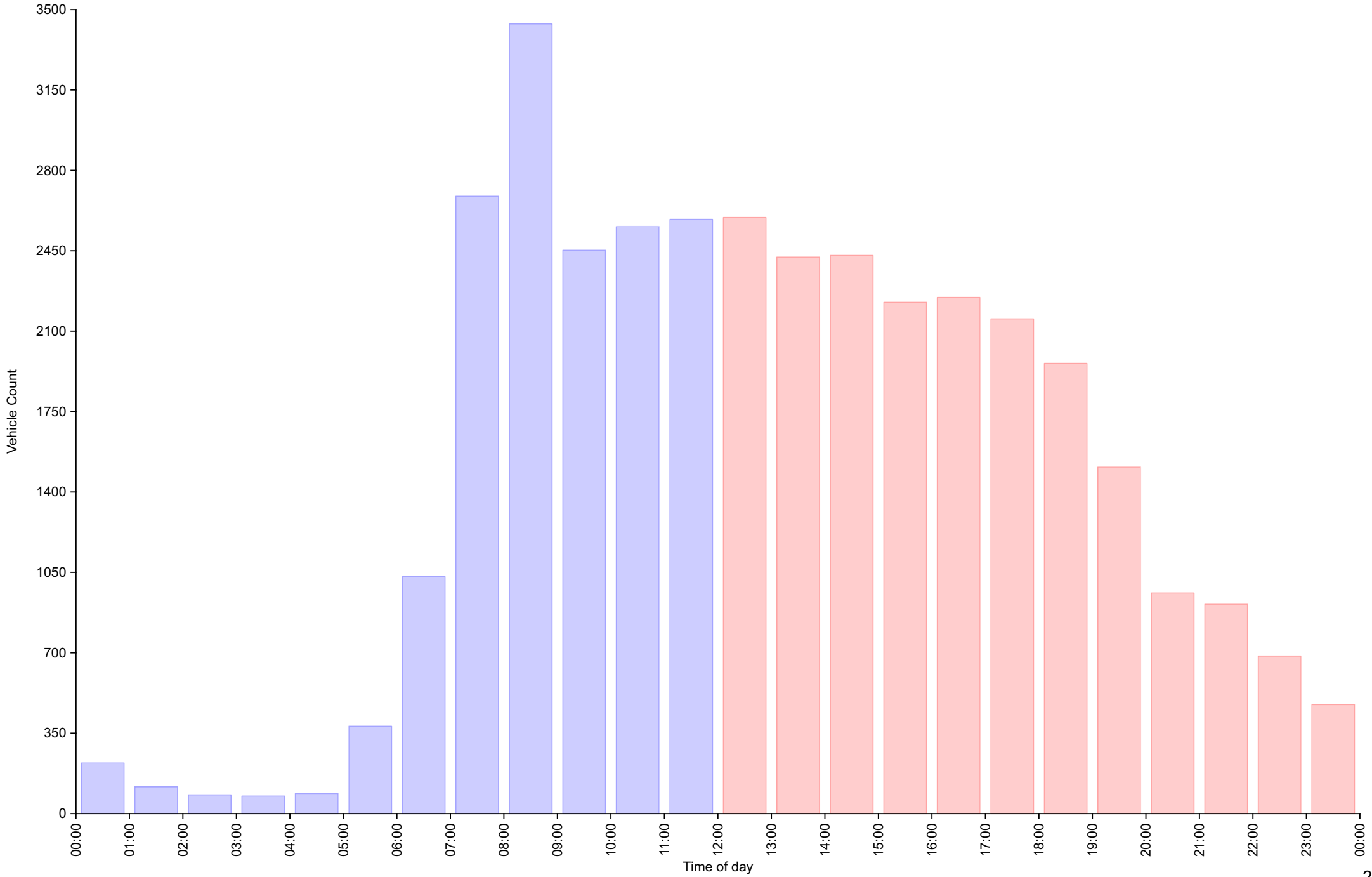
30th Percentile : 24.6 MPH
 50th Percentile : 27.4 MPH
 85th Percentile : 33.4 MPH
 95th Percentile : 37.7 MPH

Average Speed : 28.1 MPH
 Highest Speed : 58.0 MPH

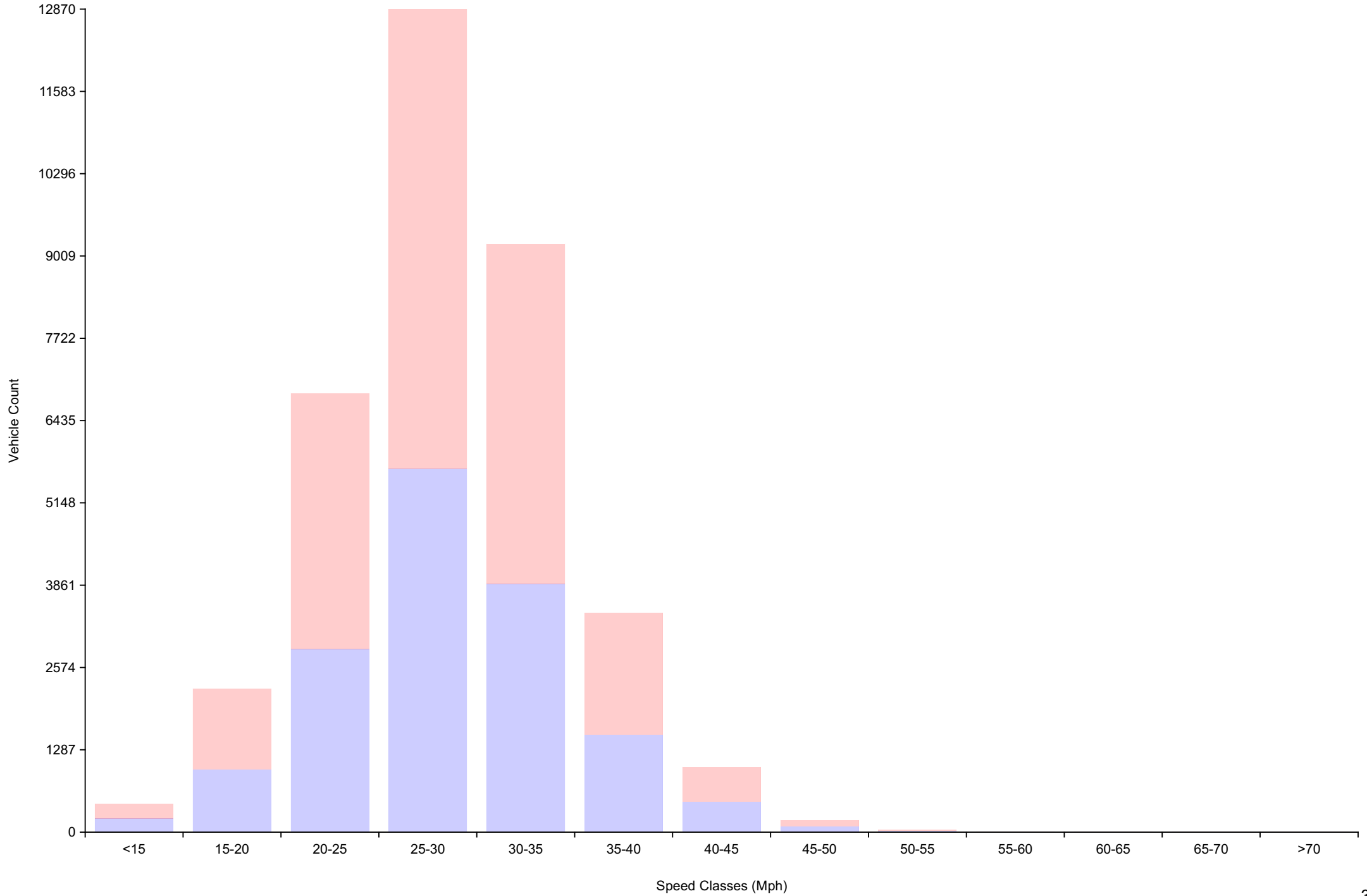
Total Over Speed Limit : 32.9 % (11934 / 36298)

Vehicle Counts By Hour

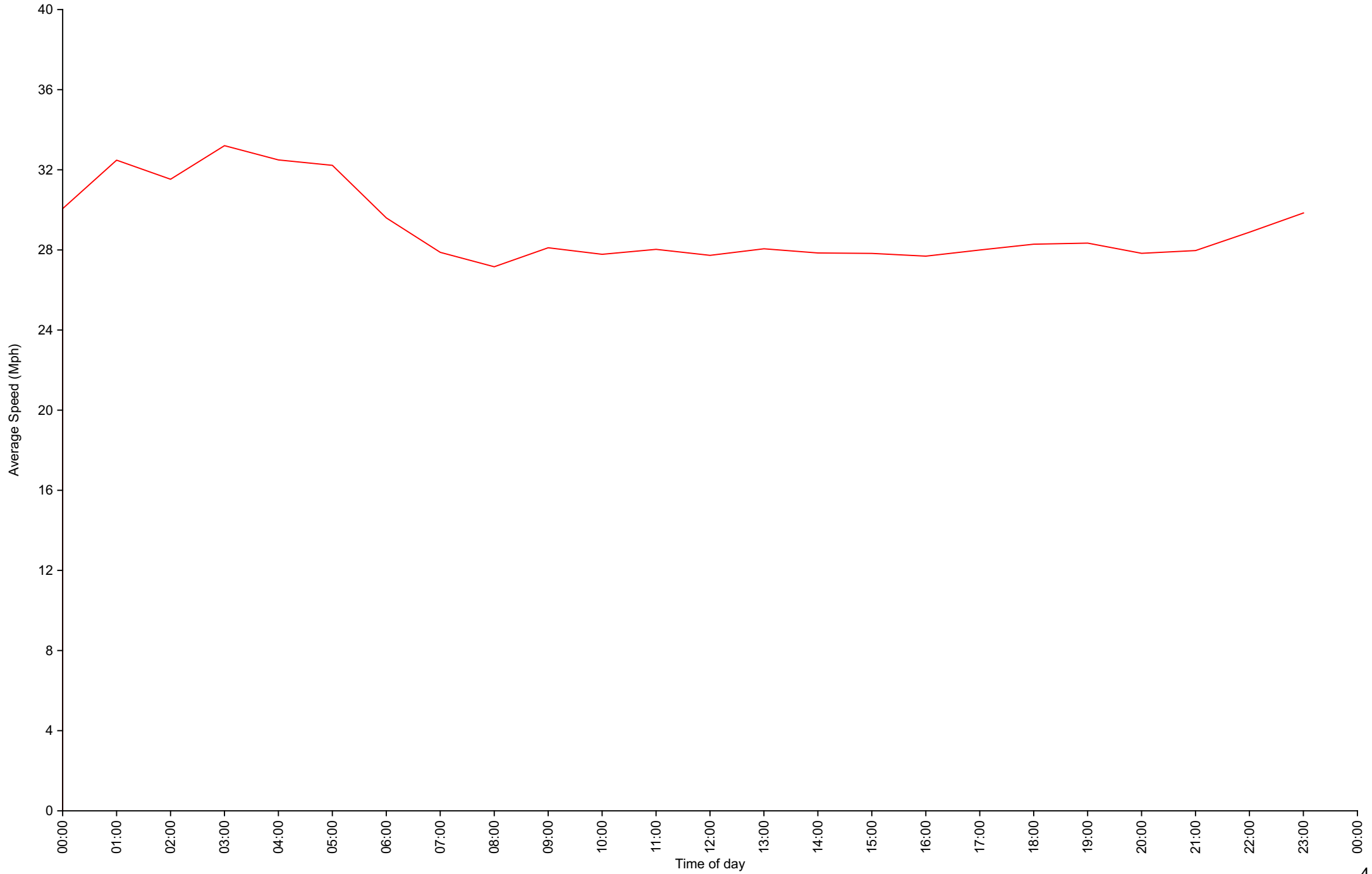
(60 Minute Resolution)



Vehicle Counts By Speed Class



Average Speed By Hour (60 Minute Resolution)



Cumulative Speed Distribution Curve

