

# Traffic Report

Sites:S/N 0185-13 Wrexham Rd, Chester Side, MINI300 "30" c/w Data

Dates:Tue Mar 1 2016 - Tue Mar 15 2016

Directions:Southbound

## Vehicle Speed Classes (Mph)

	<15	15 20	20 25	25 30	30 35	35 40	40 45	45 50	50 55	55 60	60 65	65 70	>70	Total	85th Percentile
00:00	2	8	10	40	47	57	43	27	2	5	0	0	0	241	43.8
01:00	0	3	1	24	26	31	29	19	3	0	1	0	0	137	44.5
02:00	0	0	0	14	22	19	27	12	0	0	1	0	0	95	43.8
03:00	0	0	2	12	13	6	8	4	1	0	0	0	0	46	43.1
04:00	0	4	6	11	16	28	18	3	3	0	0	<b>1</b>	0	90	40.4
05:00	1	0	8	15	46	53	30	27	28	2	0	0	0	210	<b>48.7</b>
06:00	7	3	43	132	170	110	76	52	21	1	1	0	0	616	43.3
07:00	3	23	83	332	366	207	147	78	27	3	<b>3</b>	0	0	1272	40.8
08:00	30	47	251	615	592	399	<b>242</b>	<b>110</b>	<b>32</b>	4	0	0	0	2322	39.7
09:00	39	55	285	730	547	342	182	74	24	3	0	0	0	2281	38.2
10:00	35	39	282	668	573	308	162	84	11	<b>12</b>	2	0	0	2176	37.9
11:00	<b>48</b>	<b>70</b>	<b>406</b>	<b>805</b>	<b>767</b>	<b>455</b>	196	82	8	5	0	0	0	<b>2842</b>	37.6
12:00	27	63	516	1044	848	537	247	94	11	4	0	0	0	3391	36.9
13:00	23	75	419	1073	923	460	233	84	20	3	0	0	0	3313	36.8
14:00	15	66	524	1123	932	519	217	68	14	2	0	0	0	3480	36.5
15:00	<b>47</b>	69	622	1298	1026	535	254	48	11	3	0	0	0	3913	36.1
16:00	38	88	678	1459	1280	550	<b>337</b>	91	12	0	0	0	0	4533	36.3
17:00	28	<b>93</b>	<b>774</b>	<b>1723</b>	<b>1440</b>	<b>563</b>	306	<b>124</b>	<b>40</b>	8	0	0	0	<b>5099</b>	36.3
18:00	33	79	539	1147	795	497	270	117	25	1	0	<b>3</b>	0	3506	37.7
19:00	13	49	283	738	582	333	183	90	24	9	<b>4</b>	0	0	2308	38.4
20:00	0	32	183	469	438	234	185	106	36	8	0	3	0	1694	40.4
21:00	3	12	129	364	351	170	141	37	9	<b>12</b>	1	0	0	1229	39.4
22:00	2	5	75	295	256	193	99	34	17	12	2	3	0	993	39.6
23:00	1	9	52	220	164	100	53	44	13	9	3	0	0	668	<b>40.7</b>
AM Total	165	252	1377	<b>3398</b>	3185	2015	1160	572	160	35	8	1	0		
PM Total	230	640	4794	<b>10953</b>	9035	4691	2525	937	232	71	10	9	0		
Total	395	892	6171	<b>14351</b>	12220	6706	3685	1509	392	106	18	10	0		
Percent	0.85%	1.92%	13.28%	<b>30.89%</b>	26.31%	14.44%	7.93%	3.25%	0.84%	0.23%	0.04%	0.02%	0.00%		

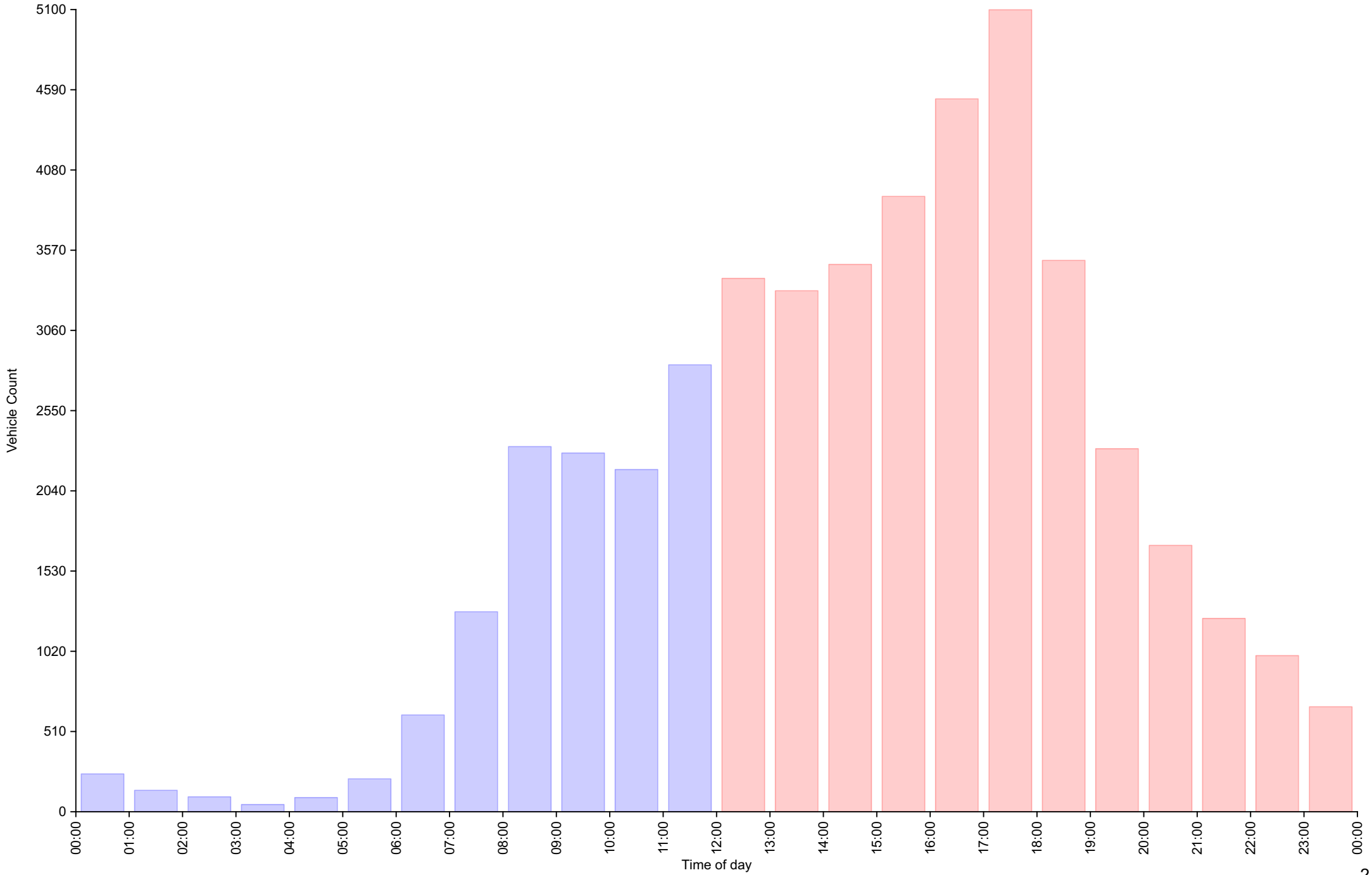
Total Vehicles : 46455

30th Percentile : 26.7 MPH  
 50th Percentile : 29.4 MPH  
 85th Percentile : 37.9 MPH  
 95th Percentile : 43.4 MPH

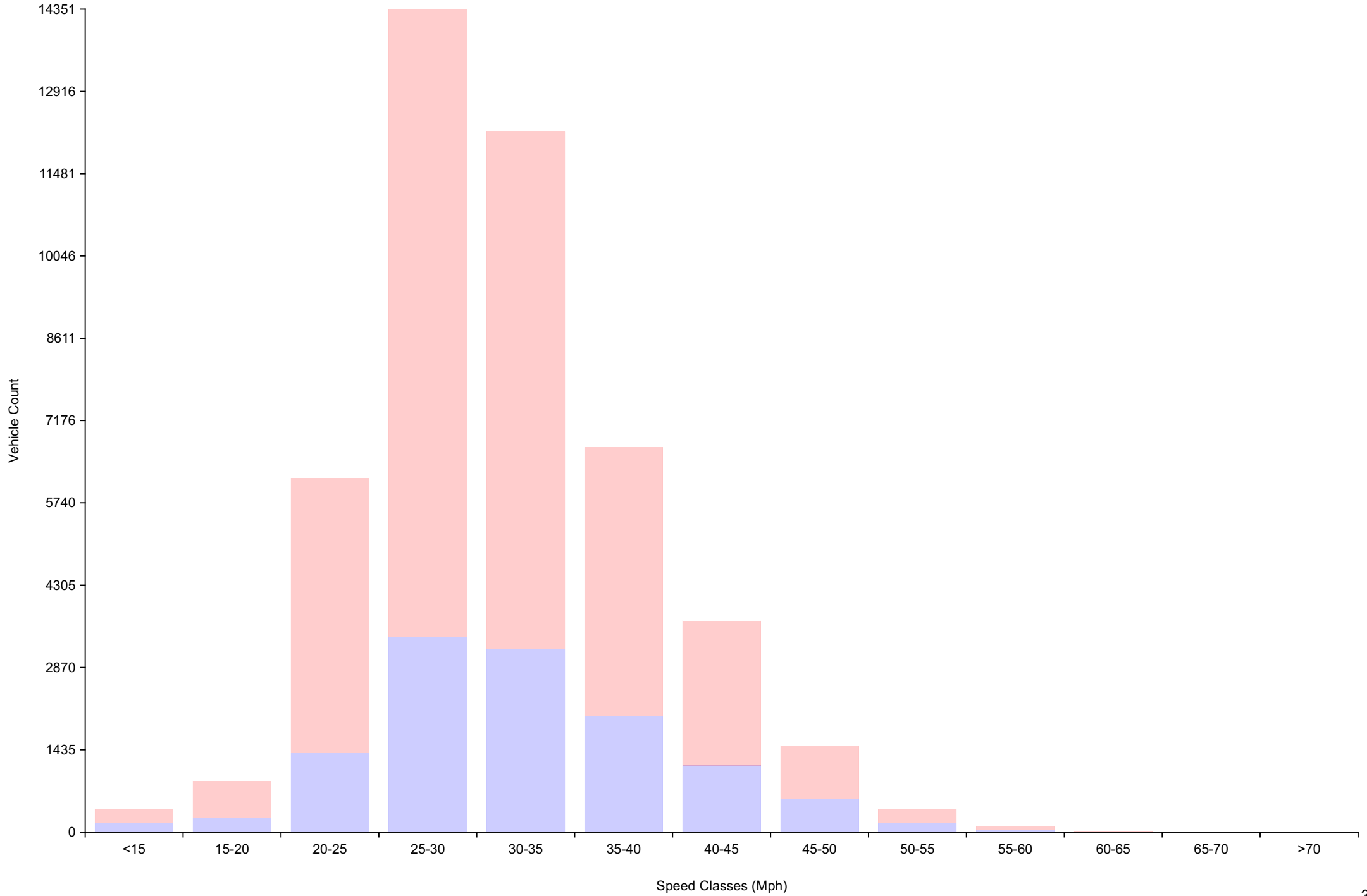
Average Speed : 31.0 MPH  
 Highest Speed : 69.0 MPH

Total Over Speed Limit : 47.9 % (22233 / 46455)

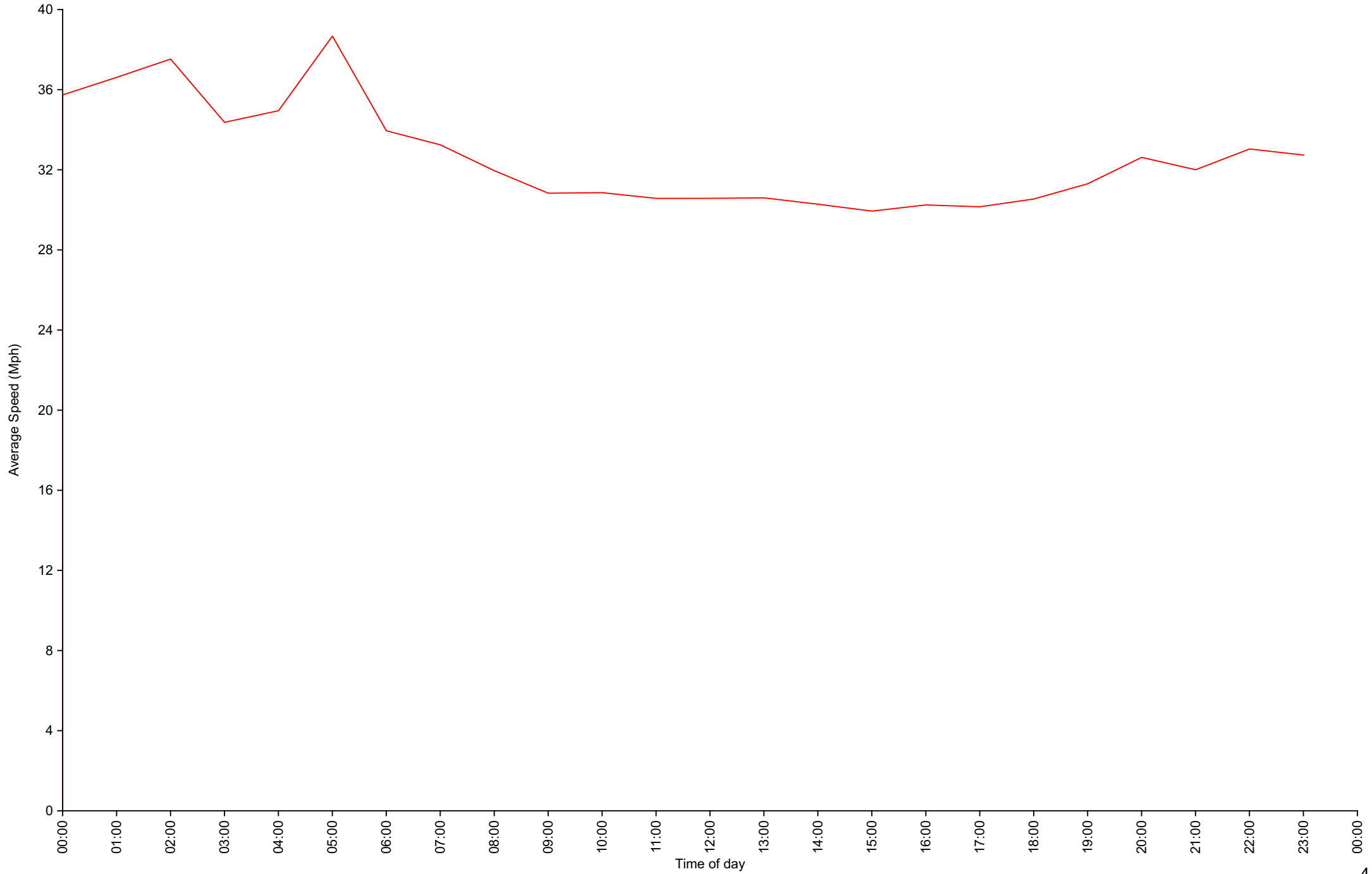
# Vehicle Counts By Hour (60 Minute Resolution)



# Vehicle Counts By Speed Class



# Average Speed By Hour (60 Minute Resolution)



# Cumulative Speed Distribution Curve

