

Traffic Report

Sites:S/N 0186-13 Wrexham Rd, Nr Grosvenor Arms. MINI 300 "30" c/w Data

Dates:Wed Jun 1 2016 - Fri Jul 1 2016

Directions:Northbound

Vehicle Speed Classes (Mph)

	<15	15 20	20 25	25 30	30 35	35 40	40 45	45 50	50 55	55 60	60 65	65 70	>70	Total	85th Percentile
00:00	2	7	64	63	61	23	4	2	0	0	0	0	0	226	32.7
01:00	2	6	22	47	29	20	8	2	0	0	0	0	0	136	35.4
02:00	0	1	12	29	24	15	9	2	0	0	0	0	0	92	37.8
03:00	0	2	4	17	5	8	10	2	0	0	0	0	0	48	41.4
04:00	0	0	3	32	18	27	19	10	5	0	2	0	0	116	43.8
05:00	1	5	51	106	114	85	65	17	11	0	0	0	0	455	40.7
06:00	19	43	195	378	332	180	95	43	7	2	0	0	0	1294	37.7
07:00	89	271	540	1529	714	326	77	21	6	0	0	0	0	3573	33.1
08:00	104	401	859	1695	881	272	49	8	4	0	0	0	0	4273	31.9
09:00	22	136	435	936	628	231	41	11	2	0	0	0	0	2442	33.1
10:00	32	139	400	754	545	243	41	6	0	0	0	0	0	2160	33.6
11:00	32	128	422	740	575	221	43	4	0	2	0	0	0	2167	33.5
12:00	23	141	412	732	588	184	54	10	0	0	0	0	0	2144	33.1
13:00	26	116	401	786	546	180	46	10	2	0	0	0	0	2113	33.0
14:00	19	141	462	789	639	204	53	8	0	0	0	0	0	2315	32.9
15:00	32	156	459	793	607	184	54	16	2	0	0	0	0	2303	33.0
16:00	30	116	525	724	534	228	39	10	2	0	0	0	0	2208	33.4
17:00	47	145	494	799	551	197	58	6	4	0	0	0	0	2301	32.9
18:00	25	97	369	618	478	196	38	7	2	0	0	0	0	1830	33.4
19:00	32	115	326	529	394	164	40	6	1	0	0	0	0	1607	33.5
20:00	6	41	211	449	281	105	25	2	0	0	0	0	0	1120	33.2
21:00	6	53	209	397	190	45	26	2	0	0	0	0	0	928	31.7
22:00	2	45	196	280	139	44	14	10	2	0	0	0	0	732	32.3
23:00	4	34	134	196	125	45	19	6	8	0	0	0	0	571	33.5
AM Total	303	1139	3007	6326	3926	1651	461	128	35	4	2	0	0		
PM Total	252	1200	4198	7092	5072	1776	466	93	23	0	0	0	0		
Total	555	2339	7205	13418	8998	3427	927	221	58	4	2	0	0		
Percent	1.49%	6.30%	19.39%	36.11%	24.22%	9.22%	2.50%	0.59%	0.16%	0.01%	0.01%	0.00%	0.00%		

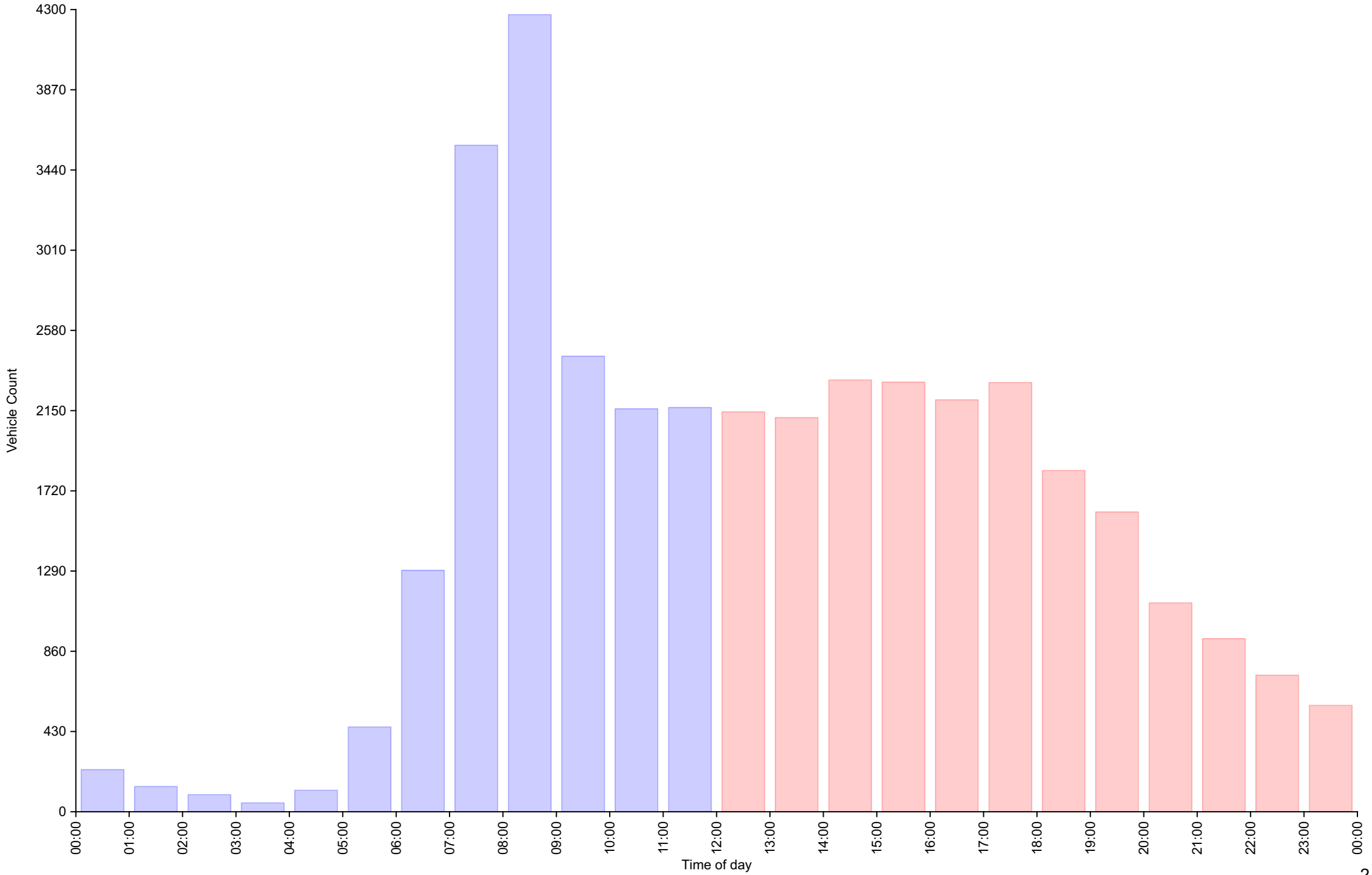
Total Vehicles : 37154

30th Percentile : 24.5 MPH
 50th Percentile : 27.2 MPH
 85th Percentile : 33.3 MPH
 95th Percentile : 37.6 MPH

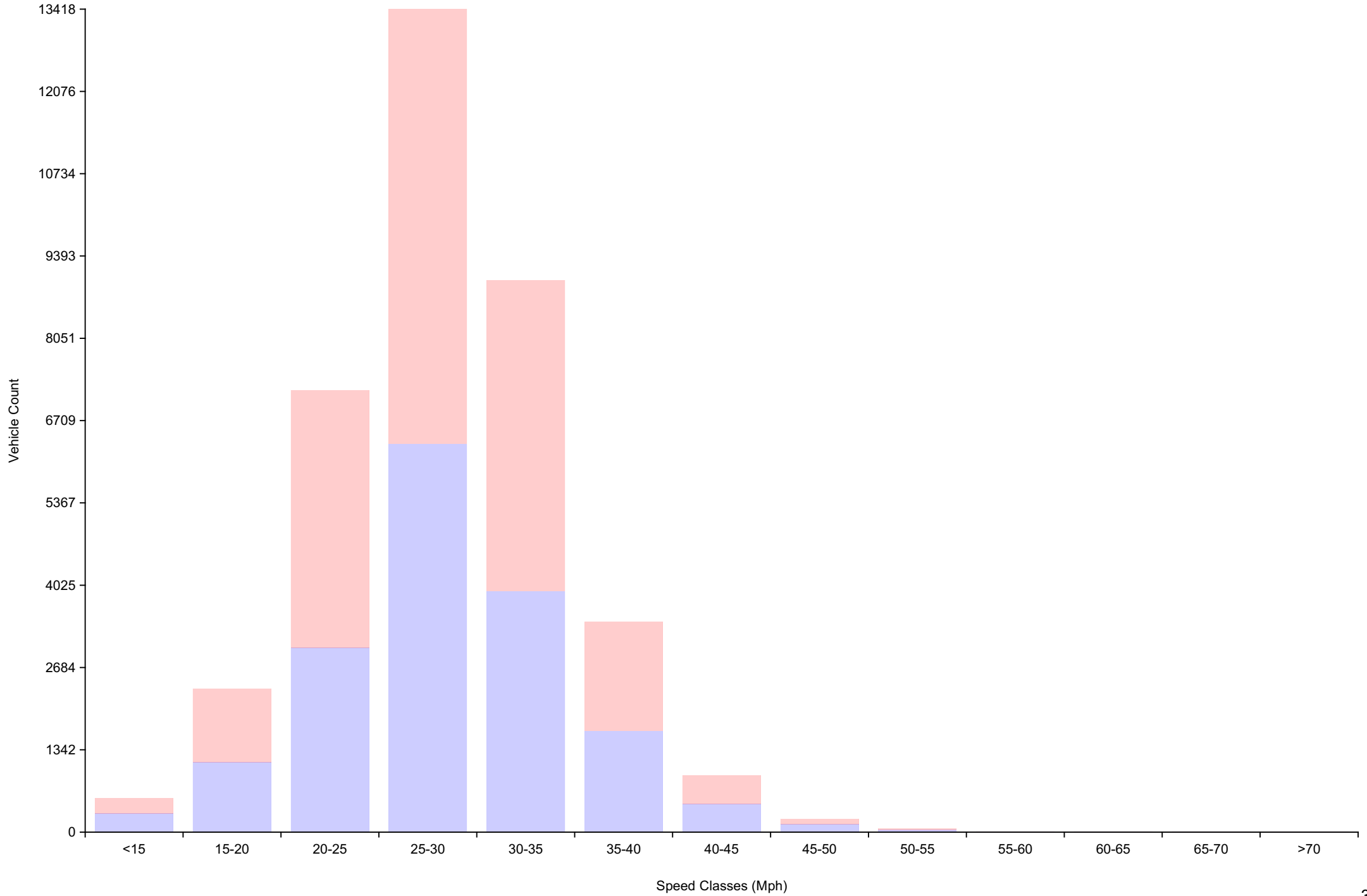
Average Speed : 27.9 MPH
 Highest Speed : 61.0 MPH

Total Over Speed Limit : 31.6 % (11757 / 37154)

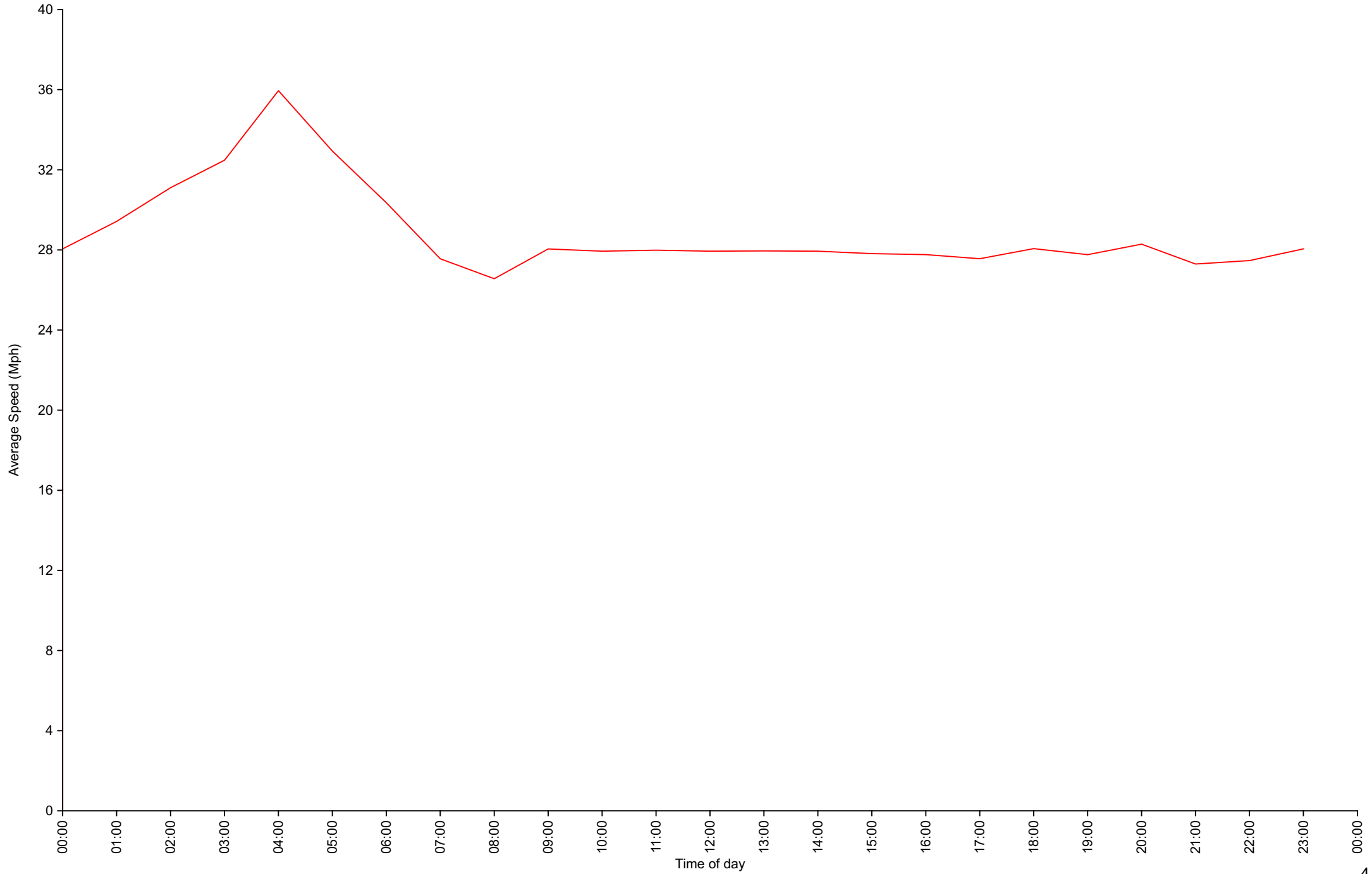
Vehicle Counts By Hour (60 Minute Resolution)



Vehicle Counts By Speed Class



Average Speed By Hour (60 Minute Resolution)



Cumulative Speed Distribution Curve

